

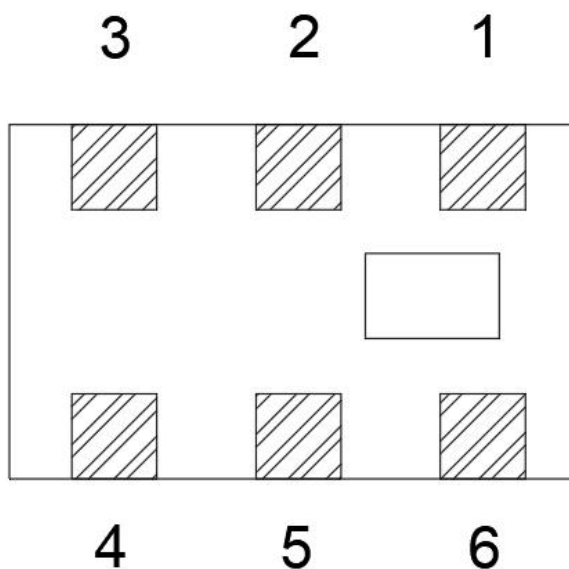
FEATURES

- Multilayer monolithic construction yields high reliability
- Low insertion loss and small size SMD chip design
- Can simplify your complex tuning and circuit design
- LTCC process

SPECIFICATIONS

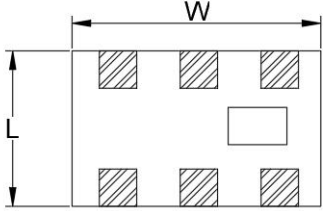
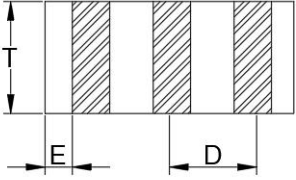
NO.	Parameter	SPC
1	Frequency (MHz)	2500~2700
2	VSWR	2.0
3	Amplitude balance (dB)	2.0
4	Impedance ratio	50;200
5	Phase balance (°)	180±10

CONSTRUCTION



PIN	Connection
1	Unbalanced Port
2	GND
3	balanced Port
4	balanced Port
5	GND
6	NC

DIMENSIONS

<p style="text-align: center;">TOP VIEW</p>  <p style="text-align: center;">FRONT VIEW</p> 	L	2.0±0.20
	W	1.25±0.20
	T	0.95±0.20
	D	0.65±0.10
	E	0.30±0.10

Unit: mm

Line width to be designed to match 50 Ω characteristic impedance, depending on PCB material and thickness