

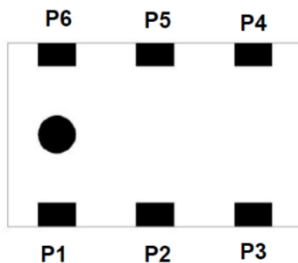
Features

- Multilayer monolithic construction yields high reliability
- Low insertion loss and small size SMD chip design
- Can simplify your complex tuning and circuit design
- LTCC process

Specifications

NO.	Items	Spec	Unit
1	Frequency range	3000~8000	MHz
2	Unbalanced Impedance	50	Ohms
3	Differential Balanced Imp.	100	Ohms
4	Return Loss at Unbalanced Port	8 min.	dB
5	Insertion Loss	1.5 max.	dB
6	Amplitude Difference	2.5 max.	dB
7	Phase Difference	180 ± 20	deg
8	Operating Temperature	-40 ~ +85	°C
9	Storage Temperature	-40 ~ +85	°C
Operating & Storage Condition (Component)			
Operation Temperature Range: -40°C ~ +85°C			
Storage Temperature Range: -40°C ~ +85°C			
Storage Condition before Soldering (Included packaging material)			
Storage Temperature Range: +5 ~ +40 °C			
Humidity: 30 to 70% relative humidity			

Construction



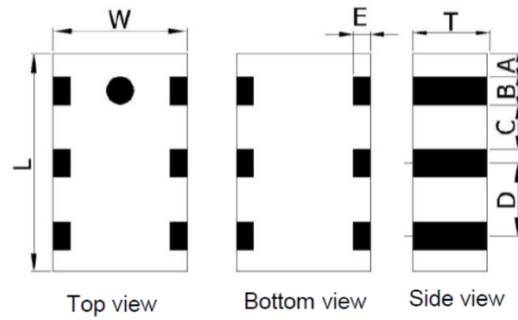
P1	Unbalance Port	P4	Balance Port
P2	GND or DC feed + RF GND	P5	GND
P3	Balance Port	P6	NC

Yantel Corporation

Add: No.308-322,3F,Building 1,Juchuang Jingu Innovation Park,Wenyuan Road 35,Xili Street,Nanshan,Shenzhen,China
Tel: 86-755-8355-1886 Fax: 86-755-8355-2533

For detailed performance specs & shopping online see Yantel web site : www.yantel-corp.com

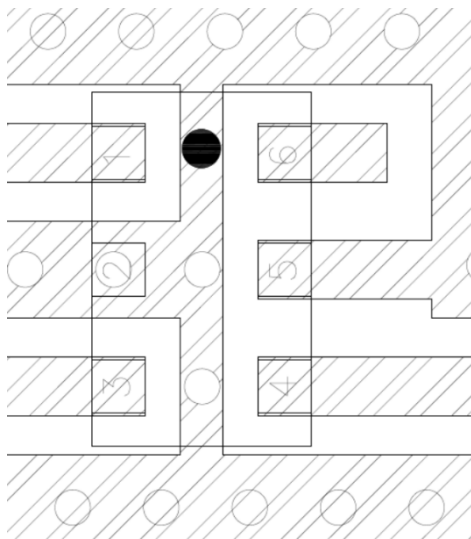
Dimensions



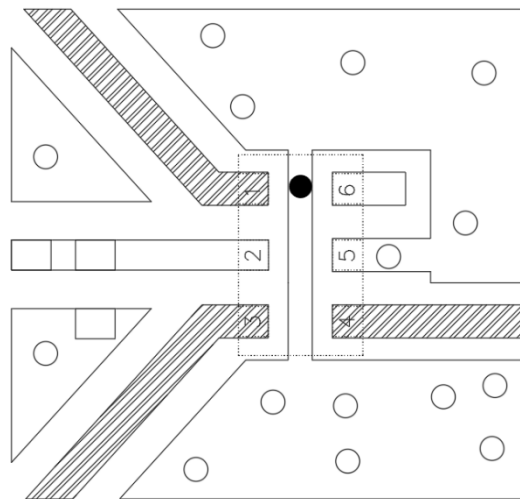
Symbol	L	W	T	A	B	C	D	E
Dimension (mm)	2.0 ± 0.15	1.25 ± 0.15	0.95 ± 0.15	0.20 ± 0.1	0.30 ± 0.1	0.35 ± 0.1	0.65 ± 0.1	0.25 ± 0.1

Mounting Considerations

Without DC Feed



With DC Feed



Line width to be design to match 50W characteristic impedance, depending on PCB material and thickness

Typical Electrical Characteristics (T=25°C)

