

Fixed Attenuator Chip

- ◆ DC to 3 GHz
- ◆ 25 dB
- ◆ 300 mW

Features

- High attenuation accuracy
- Small VSWR
- Ceramic chip: 96% alumina
- Laser trimmed
- Low cost-high performance

Model No. Description

FACXXXX

XX- attenuation: **dB.

XX- frequency range 03: DC to 3GHz
 06: DC to 6GHz
 10: DC to 10GHz
 12: DC to 12.4GHz
 18: DC to 18GHz
 26: DC to 26.5GHz.

Specifications

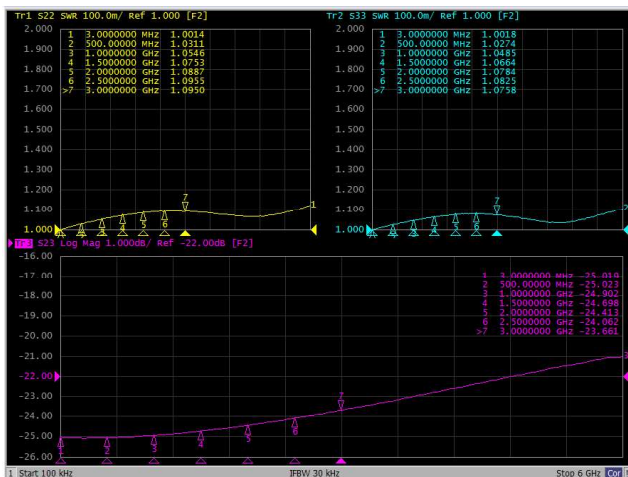
Frequency Range	DC to 3 GHz
Attenuation	25 dB
Attenuation Accuracy (MAX.)	-2 dB over DC -2 GHz -3 dB over 2 - 3 GHz

Nominal Impedance	50 Ohm
Rated Input Power	300 mW
Operating Temperature	-55 °C to +150 °C

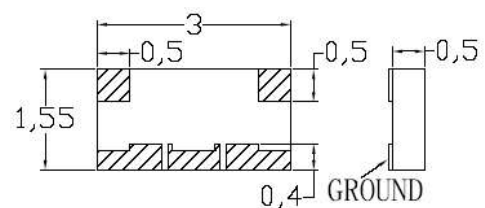
FREQ. RANGE (GHz)	VSWR(:1) Typical
DC to 2	1.15
2 to 3	1.20

Characteristic

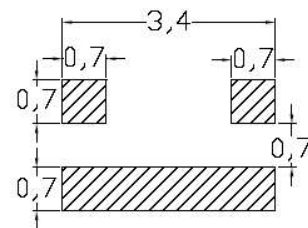
For example the testing curves of FAC0325



Package Outlines



Recommended Layout



Note:

all dimensions shown in mm
 Dimension tolerance in $\pm 0.1\text{mm}$ otherwise mention