

Fixed Attenuator Chip

- ◆ DC to 6 GHz
- ◆ 3 dB
- ◆ 2W(Al₂O₃) 或 5W(BeO)

Features

- High attenuation accuracy
- Small VSWR
- Laser trimmed
- Low cost-high performance

Model No. Description

FACXXXX

X-Power:(no code)=2W or (P)=5W

XX- attenuation: **dB.

XX- frequency range 06: DC to 6GHz

10: DC to 10GHz

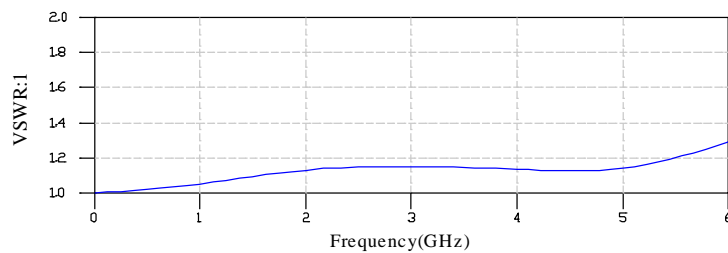
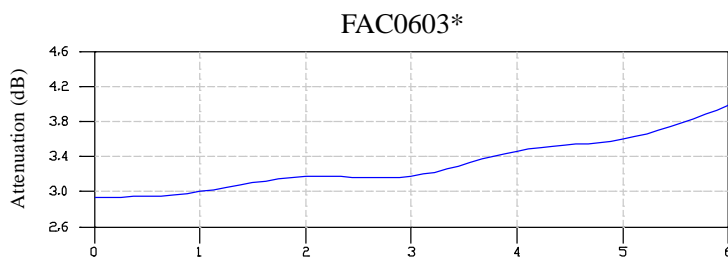
12: DC to 12.4GHz

18: DC to 18GHz

26: DC to 26.5GHz.

Characteristic

For example the testing curves of FAC0603*

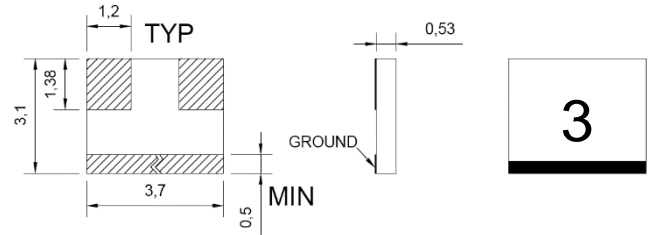


Specifications

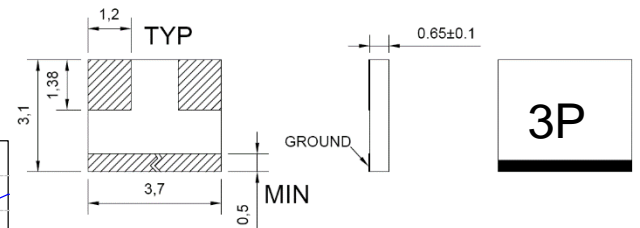
Frequency Range	DC to 6 GHz
Attenuation	3 dB
Attenuation Accuracy (Typical.)	±0.2 dB DC to 2 GHz + 0.5 dB 2 to 4 GHz + 0.8 dB 4 to 6 GHz
Nominal Impedance	50 Ohm
Rated Input Power	2W(Al ₂ O ₃) or 5W(BeO)
Operating Temperature	-55 °C to +150 °C

FREQ. RANGE (GHz)	VSWR(:1) Typical
DC to 2	1.10
2 to 4	1.20
4 to 6	1.30

Package Outlines

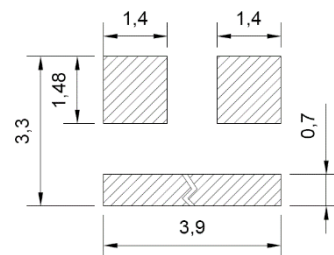


FAC0603 2W(Al₂O₃)



FAC0603P 5W(BeO)

Recommended Layout



Note: all dimensions shown in mm

Yantel Corporation

Add: 3F, Building 3, Southern District 2 of Zhongguan Honghualing Industrial Park, Xili, Nanshan, Shenzhen, China.

Tel: 86-755-8355-1886 Fax: 86-755-8355-2533

For detailed performance specs & shopping online see Yantel web site : www.yantel-corp.com