

Fixed Attenuator Chip

- ◆ DC to 6 GHz
- ◆ 10 dB
- ◆ 2W(Al₂O₃) or 5W(BeO)

Features

- High attenuation accuracy
- Small VSWR
- Laser trimmed
- Low cost-high performance

Model No. Description

FACXXXX

X-Power:(no code)=2W or (P)=5W

XX- attenuation: **dB.

XX- frequency range 06: DC to 6GHz

10: DC to 10GHz

12: DC to 12.4GHz

18: DC to 18GHz

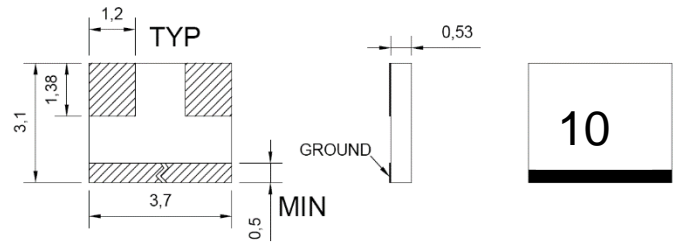
26: DC to 26.5GHz.

Specifications

Frequency Range	DC to 6 GHz
Attenuation	10 dB
Attenuation Accuracy (Typical.)	±0.2 dB DC to 2 GHz + 0.3 dB 2 to 4 GHz + 0.5 dB 4 to 6 GHz
Nominal Impedance	50 Ohm
Rated Input Power	2W(Al ₂ O ₃) or 5W(BeO)
Operating Temperature	-55 °C to +150 °C

FREQ. RANGE (GHz)	VSWR(:1) Typical
DC to 2	1.10
2 to 4	1.20
4 to 6	1.30

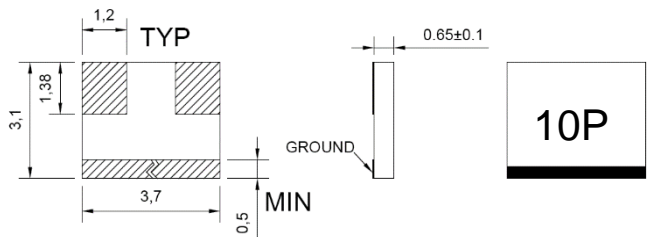
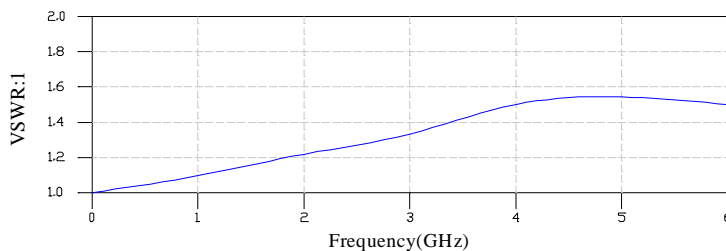
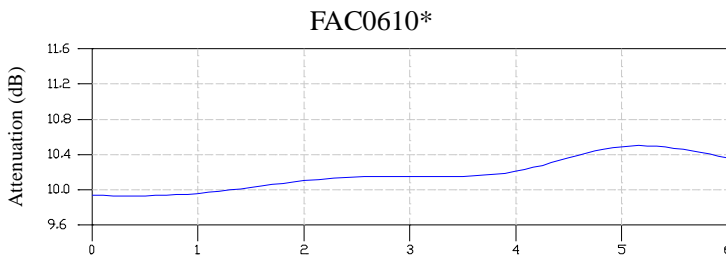
Package Outlines



FAC0610 2W(Al₂O₃)

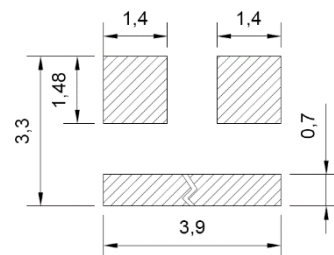
Characteristic

For example the testing curves of FAC0610*



FAC0610P 5W(BeO)

Recommended Layout



Note: all dimensions shown in mm