

Fixed Attenuator Chip

- ◆ DC to 6 GHz
- ◆ 15dB
- ◆ 2W(Al₂O₃) or 5W(BeO)

Features

- High attenuation accuracy
- Small VSWR
- Laser trimmed
- Low cost-high performance

Model No. Description

FACXXXX

X-Power:(no code)=2W or (P)=5W

XX- attenuation: **dB.

XX- frequency range 06: DC to 6GHz

10: DC to 10GHz

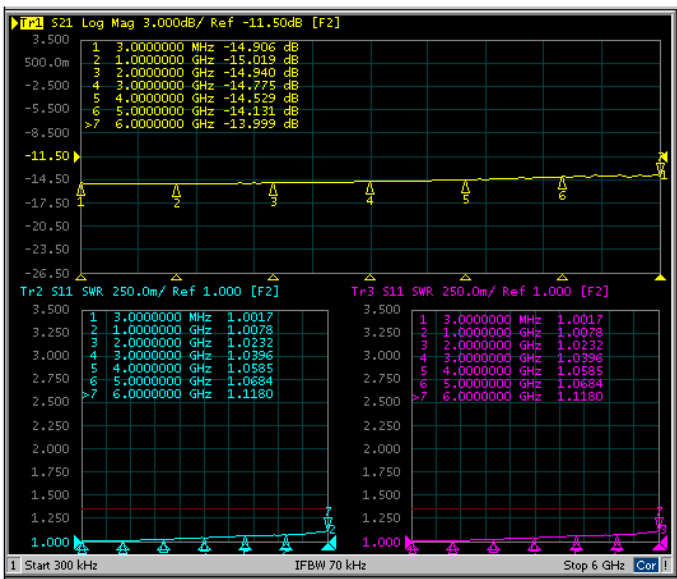
12: DC to 12.4GHz

18: DC to 18GHz

26: DC to 26.5GHz.

Characteristic

For example the testing curves of FAC0615P

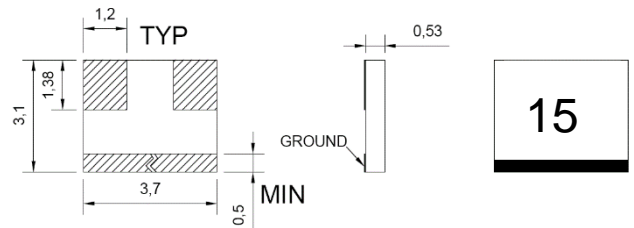


Specifications

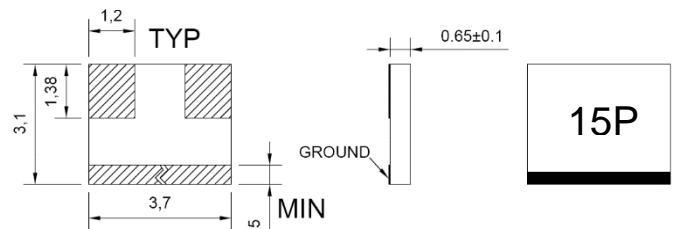
Frequency Range	DC to 6 GHz
Attenuation	15dB
Attenuation Accuracy (Typical.)	±0.3 dB DC to 2GHz -0.6 dB 2 to 4GHz -1dB 4 to 6GHz
Nominal Impedance	50 Ohm
Rated Input Power	2W(Al ₂ O ₃) or 5W(BeO)
Operating Temperature	-55 °C to +150 °C

FREQ. RANGE (GHz)	VSWR(:1) Typical
DC to 2	1.10
2 to 4	1.20
4 to 6	1.25

Package Outlines

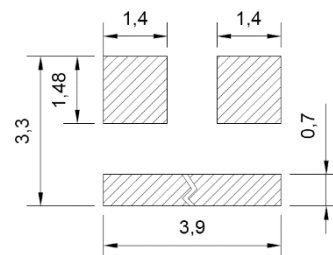


FAC0615 2W(Al₂O₃)



FAC0615P 5W(BeO)

Recommended Layout



Note: all dimensions shown in mm