

Fixed Attenuator Chip

- ◆ DC to 8 GHz
- ◆ 10 dB
- ◆ 1 W

Features

- Thin film
- High attenuation accuracy
- Small VSWR
- Ceramic chip: 99% alumina
- Laser trimmed
- Low cost-high performance

Model No. Description

FACXX XX X

X - Soldering method A,B or C
 XX- attenuation: **dB.
 XX- frequency range
 06: DC to 6GHz
 08: DC to 8GHz
 10: DC to 10GHz
 12: DC to 12.4GHz
 18: DC to 18GHz
 26: DC to 26.5GHz

A:for wire-bonding
 B:for lead free reflow
 C:for triple reflow

Specifications

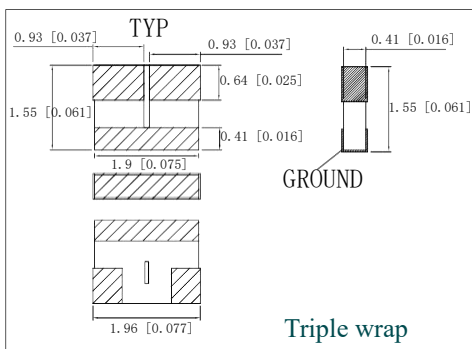
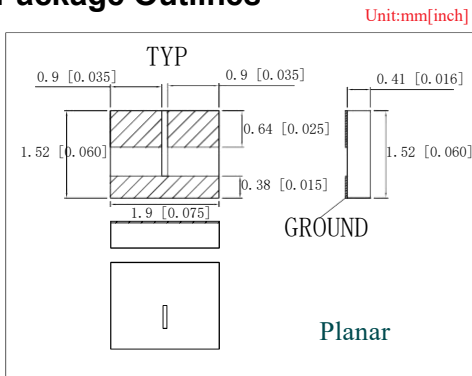
Frequency Range	DC to 8 GHz
Attenuation	10 dB
Attenuation Accuracy (Typical.)	±0.5 dB DC to 4 GHz ±0.5 dB 4 to 8 GHz
Attenuation Stability	0.0001 dB/dB/°C
Nominal Impedance	50 Ohm
Rated Input Power	1 W
Operating Temperature	-55 °C to +150 °C

FREQ. RANGE (GHz)	VSWR(:1) Max.
DC to 4	1.25
4 to 8	1.35

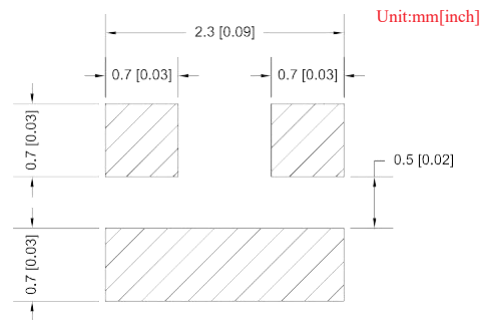
Material Specification

substrate	99% alumina
terminals	Gold over Tiw Gold thickness : 3 μ m
resistor	Tantalum nitride thin film

Package Outlines



Recommended Layout



Average Power Derating Curve

