

### Fixed Attenuator Chip

- ◆ DC to 8 GHz
- ◆ 19 dB
- ◆ 0.75 W

### Features

- Thin film
- High attenuation accuracy
- Small VSWR
- Ceramic chip: 99% alumina
- Laser trimmed
- Low cost-high performance

### Model No. Description

FACXX XX X

X - Soldering method A,B or C  
 XX- attenuation: \*\*dB.  
 XX- frequency range  
 06: DC to 6GHz  
 08: DC to 8GHz  
 10: DC to 10GHz  
 12: DC to 12.4GHz  
 18: DC to 18GHz  
 26: DC to 26.5GHz

A:for wire-bonding  
 B:for lead free reflow  
 C:for triple reflow

### Specifications

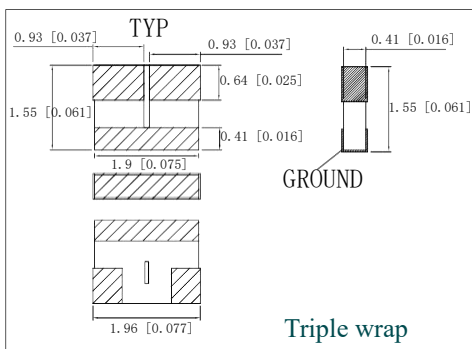
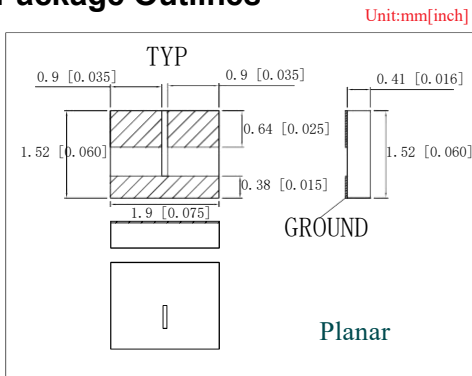
Frequency Range	DC to 8 GHz
Attenuation	19 dB
Attenuation Accuracy (Typical.)	±1.0 dB DC to 4 GHz + 0.5/-4 dB 4 to 8 GHz
Attenuation Stability	0.0001 dB/dB/°C
Nominal Impedance	50 Ohm
Rated Input Power	0.75 W
Operating Temperature	-55 °C to +150 °C

FREQ. RANGE (GHz)	VSWR(:1) Max.
DC to 4	1.25
4 to 8	1.35

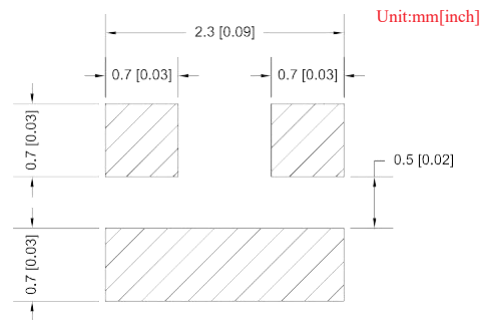
### Material Specification

substrate	99% alumina
terminals	Gold over Tiw Gold thickness : 3 μ m
resistor	Tantalum nitride thin film

### Package Outlines



### Recommended Layout



### Average Power Derating Curve

