

Fixed Attenuator Chip

- ◆ DC to 10 GHz
- ◆ 4 dB
- ◆ 100mW

Features

- High attenuation accuracy
- Small VSWR
- Ceramic chip: 96% alumina
- Laser trimmed
- Low cost-high performance

Model No. Description

FACXXXX

XX- attenuation: **dB.

XX- frequency range 06: DC to 6GHz
 10: DC to 10GHz
 12: DC to 12.4GHz
 18: DC to 18GHz
 26: DC to 26.5GHz.

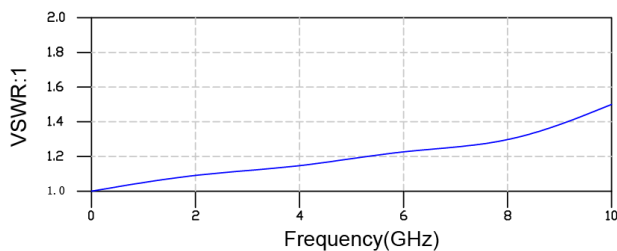
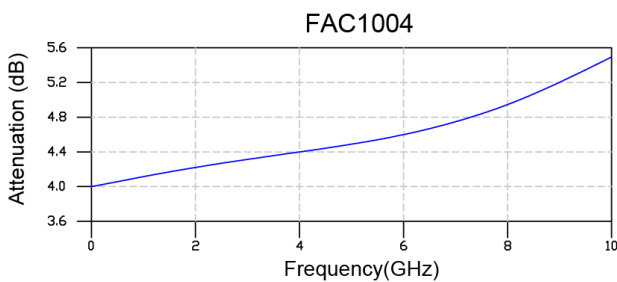
Specifications

Frequency Range	DC to 10 GHz
Attenuation	4 dB
Attenuation Accuracy (Typical.)	±0.5 dB DC to 4 GHz + 0.7 dB 4 to 6 GHz + 1.0 dB 6 to 8 GHz + 1.6 dB 8 to 10 GHz
Nominal Impedance	50 Ohm
Rated Input Power	100mW
Operating Temperature	-55 °C to +150 °C

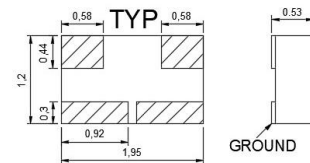
FREQ. RANGE (GHz)	VSWR(:1) Typical
DC to 4	1.15
4 to 6	1.25
6 to 8	1.40
8 to 10	1.50

Characteristic

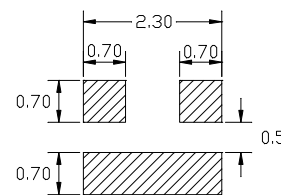
For example the testing curves of FAC1004



Package Outlines



Recommended Layout



Note: all dimensions shown in mm