

Fixed Attenuator Chip

- ◆ DC to 10 GHz
- ◆ 6 dB
- ◆ 100mW

Features

- High attenuation accuracy
- Small VSWR
- Ceramic chip: 96% alumina
- Laser trimmed
- Low cost-high performance

Model No. Description

FACXXX

XX- attenuation: **dB.

XX- frequency range 06: DC to 6GHz
 10: DC to 10GHz
 12: DC to 12.4GHz
 18: DC to 18GHz
 26: DC to 26.5GHz.

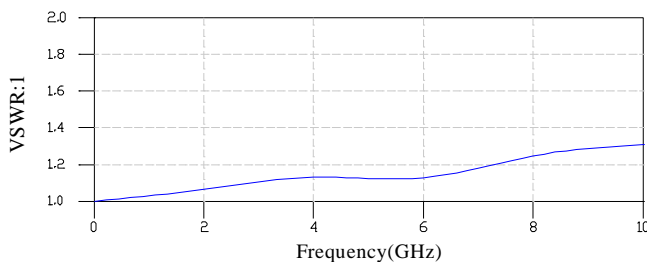
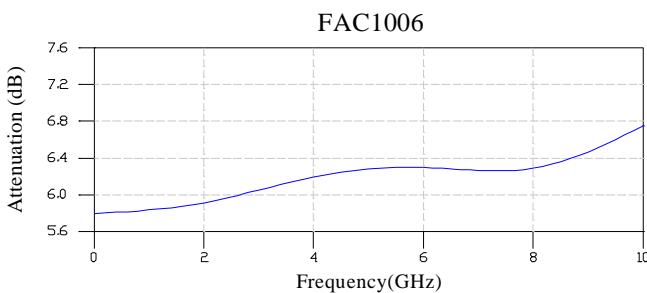
Specifications

Frequency Range	DC to 10 GHz
Attenuation	6 dB
Attenuation Accuracy (Typical.)	±0.3 dB DC to 4 GHz + 0.5 dB 4 to 6 GHz + 0.6 dB 6 to 8 GHz + 1.0 dB 8 to 10 GHz
Nominal Impedance	50 Ohm
Rated Input Power	100mW
Operating Temperature	-55 °C to +150 °C

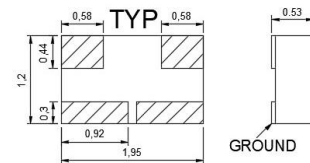
FREQ. RANGE (GHz)	VSWR(:1) Typical
DC to 4	1.15
4 to 6	1.20
6 to 8	1.25
8 to 10	1.40

Characteristic

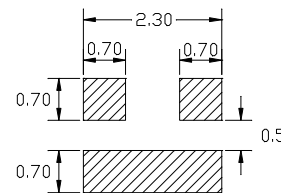
For example the testing curves of FAC1006



Package Outlines



Recommended Layout



Note: all dimensions shown in mm

Yantel Corporation

Add: 3F, Building 3, Southern District 2 of Zhongguan Honghualing Industrial Park, Xili, Nanshan, Shenzhen, China.

Tel: 86-755-8355-1886 Fax: 86-755-8355-2533

For detailed performance specs & shopping online see Yantel web site : www.yantel-corp.com