

Fixed Attenuator Chip

- ◆ DC to 12.4 GHz
- ◆ 3 dB
- ◆ 2 W

Features

- Thin film
- High attenuation accuracy
- Small VSWR
- Ceramic chip: 99% alumina
- Laser trimmed
- Low cost-high performance

Model No. Description

FACXXX

XX- attenuation: **dB.

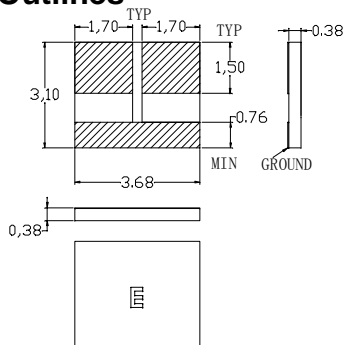
XX- frequency range 06: DC to 6GHz
 10: DC to 10GHz
 12: DC to 12.4GHz
 18: DC to 18GHz
 26: DC to 26.5GHz.

Specifications

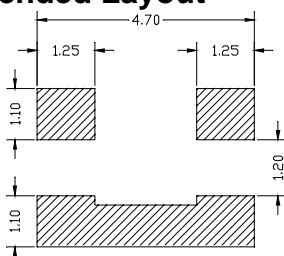
Frequency Range	DC to 12.4 GHz
Attenuation	3 dB
Attenuation Accuracy (Typical.)	±0.3 dB DC to 3 GHz + 0.5 dB 3 to 6 GHz + 0.5 dB 6 to 8.5GHz + 1.0 dB 8.5 to 12.4 GHz
Attenuation Stability	0.0001 dB/dB/°C
Nominal Impedance	50 Ohm
Rated Input Power	2 W
Operating Temperature	-55 °C to +150 °C

FREQ. RANGE (GHz)	VSWR(:1) Typical
DC to 3	1.05
3 to 6	1.10
6 to 8.5	1.15
8.5 to 12.4	1.40

Package Outlines



Recommended Layout

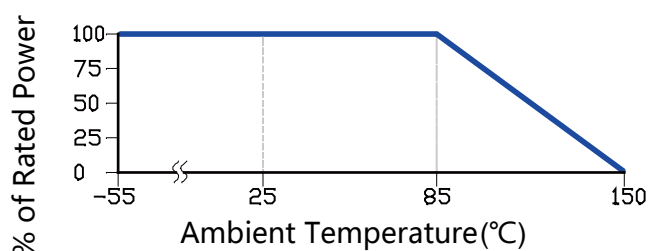


Note: all dimensions shown in mm

Material Specification

substrate	99% alumina
terminal	Gold over TiW Gold thickness : 3 μm
resistor	Tantalum nitride thin film

Average Power Derating Curve



Yantel Corporation

Add:3F, Building 3, Southern District 2 of Zhongguan Honghualing Industrial Park, Xili, Nanshan, Shenzhen, China

Tel: 86-755-8355-1886 Fax: 86-755-8355-2533

For detailed performance specs & shopping online see Yantel web site : www.yantel-corp.com