

Fixed Attenuator Chip

- ◆ DC to 18 GHz
- ◆ 6 dB
- ◆ 200mW

Features

- Thin film
- High attenuation accuracy
- Small VSWR
- Ceramic chip: 99% alumina
- Laser trimmed
- Low cost-high performance

Model No. Description

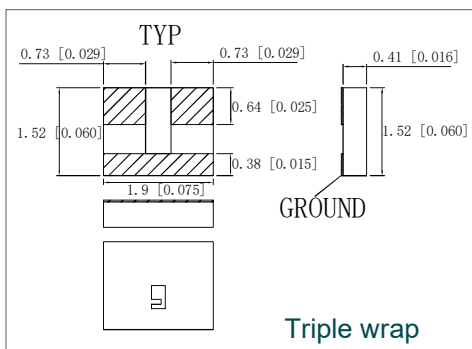
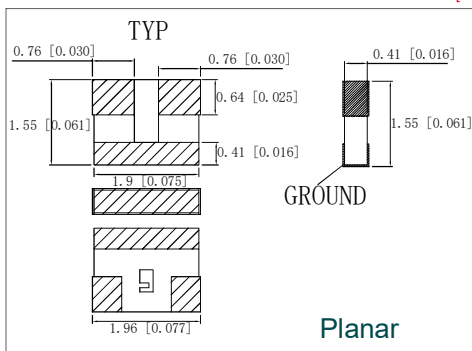
FACXXXXX

- X - Soldering method A,B or C
- XX- attenuation: **dB.
- XX- frequency range 06: DC to 6GHz
- 10: DC to 10GHz
- 12: DC to 12.4GHz
- 18: DC to 18GHz
- 26: DC to 26.5GHz.

- A:for wire-bonding
- B:for lead free reflow
- C:for triple reflow

Package Outlines

Unit:inch[mm]



Specifications

Frequency Range	DC to 18 GHz
Attenuation	6 dB
Attenuation Accuracy (Typical.)	±0.5 dB DC to 4 GHz + 0.5 dB 4 to 8 GHz + 0.75 dB 8 to 12.4 GHz + 1.0 dB 12.4 to 18 GHz
Attenuation Stability	0.0001 dB/dB/°C
Nominal Impedance	50 Ohm
Rated Input Power	200mW
Operating Temperature	-55 °C to +150 °C

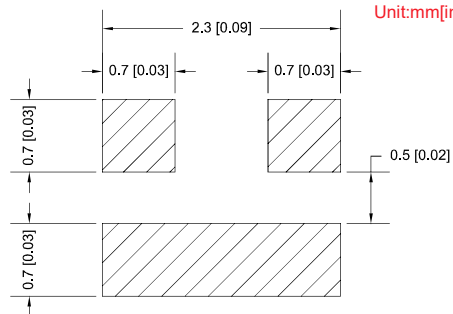
FREQ. RANGE (GHz)	VSWR(:1) Typical
DC to 4	1.05
4 to 8	1.15
8 to 12.4	1.25
12.4 to 18	1.40

Material Specification

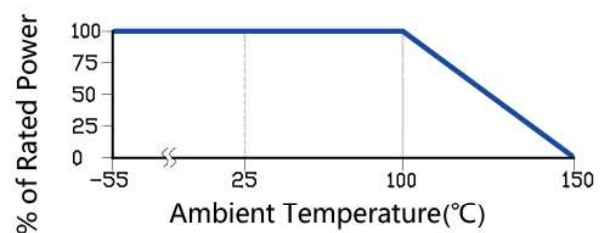
substrate	99% alumina
terminal	Gold over Tiw Gold thickness : 3 μm
resistor	Tantalum nitride thin film

Recommended Layout

Unit:mm[inch]



Average Power Derating Curve



Yantel Corporation

Add: 3F, Building 3, Southern District 2 of Zhongguan Honghualing Industrial Park, Xili, Nanshan, Shenzhen, China.

Tel: 86-755-8355-1886 Fax: 86-755-8355-2533

For detailed performance specs & shopping online see Yantel web site : www.yantel-corp.com