

## Fixed Attenuator Chip

- ◆ DC to 20 GHz
- ◆ 10 dB
- ◆ 200mW

### Features

- Thick film
- High attenuation accuracy
- Small VSWR
- Ceramic chip: 99% alumina
- Laser trimmed
- Low cost-high performance

### Model No. Description

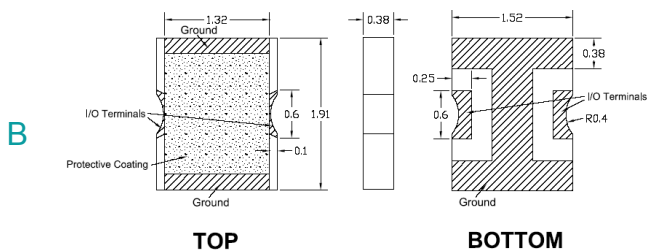
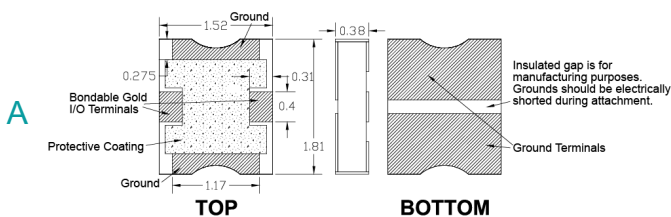
**FACXXXXX**

- X - Soldering method A or B
- XX- attenuation: \*\*dB.
- XX- frequency range 06: DC to 6GHz
- 10: DC to 10GHz
- 12: DC to 12.4GHz
- 18: DC to 18GHz
- 26: DC to 26.5GHz.

A:for wire-bonding(Wrap ground)

B:for lead free reflow(Triple wrap)

### Package Outlines



Note: all dimensions shown in mm

### Specifications

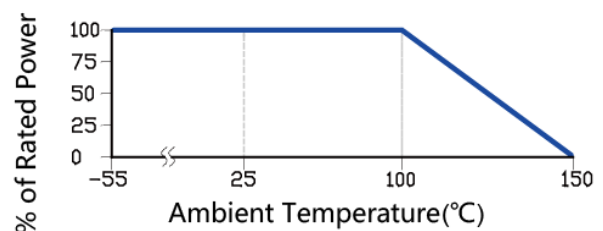
Frequency Range	DC to 20 GHz
Attenuation	10 dB
Attenuation Accuracy (Typical.)	±0.5 dB DC to 8.5GHz + 0.5 dB 8.5 to 12.4 GHz + 0.75dB 12.4 to 18 GHz + 1.0 dB 18 to 20 GHz
Attenuation Stability	0.0001 dB/dB/°C
Nominal Impedance	50 Ohm
Rated Input Power	200mW
Operating Temperature	-55 °C to +150 °C

FREQ. RANGE (GHz)	VSWR(:1) Typical
DC to 8.5	1.05
8.5 to 12.4	1.20
12.4 to 18	1.25
18 to 20	1.40

### Material Specification

substrate	99% alumina
terminal	Gold over Tiw Gold thickness : 3 μ m
resistor	Tantalum nitride thick film

### Average Power Derating Curve



Yantel Corporation

Add: 3F, Building 3, Southern District 2 of Zhongguan Honghualing Industrial Park, Xili, Nanshan, Shenzhen, China.

Tel: 86-755-8355-1886 Fax: 86-755-8355-2533

For detailed performance specs & shopping online see Yantel web site : [www.yantel-corp.com](http://www.yantel-corp.com)