

Fixed Attenuator Chip

- ◆ DC to 43.5GHz
- ◆ 2dB
- ◆ 2 W



Features

- Adopting advance GaAs technology
- Excellent attenuation accuracy & phase balance
- High ESD level
- Low VSWR
- Die Package

Model No. Description

FACXXXX

XX- attenuation: **dB.

XX-frequency range 06: DC to 6GHz

10: DC to 10GHz

12: DC to 12.4GHz

18: DC to 18GHz

26: DC to 26.5GHz.

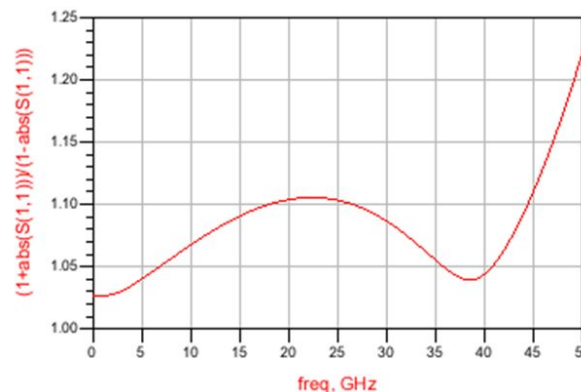
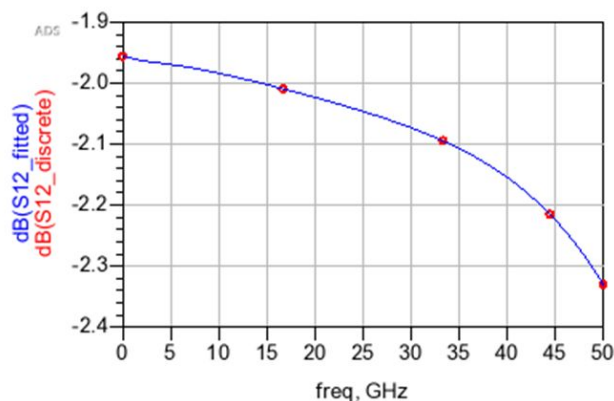
43: DC to 43.5GHz.

Specifications

| | |
|-----------------------|------------------|
| Frequency Range | DC to 43.5GHz |
| Attenuation | 2 dB |
| Nonimal Impeance | 50 Ohm |
| Rated Input Power | 2W@25°C 1W@85°C |
| Operating Temperature | -45 °C to +85 °C |

| Paramter | The testing result of bare chip in probe station | | Test result of add 300um double wire-bonding | |
|------------------|--|--------|--|--------|
| | Freq.Range (GHz) | Typ. | Freq.Range (GHz) | Typ. |
| Attenuation (dB) | DC-5 | 2±0.10 | DC-5 | 2±0.10 |
| | 5-15 | 2±0.10 | 5-15 | 2±0.10 |
| | 15-18 | 2±0.15 | 15-18 | 2±0.15 |
| | 18-26.5 | 2±0.30 | 18-26.5 | 2±0.30 |
| | 26.5-43.5 | 2±0.40 | 26.5-43.5 | 2±0.40 |
| VSWR (:1) | DC-5 | 1.10 | DC-5 | 1.15 |
| | 5-15 | 1.15 | 5-15 | 1.20 |
| | 15-18 | 1.15 | 15-18 | 1.20 |
| | 18-26.5 | 1.15 | 18-26.5 | 1.20 |
| | 26.5-43.5 | 1.20 | 26.5-43.5 | 1.20 |

Test Curve

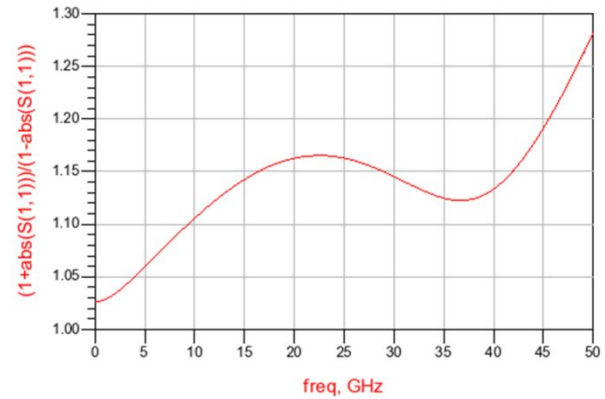
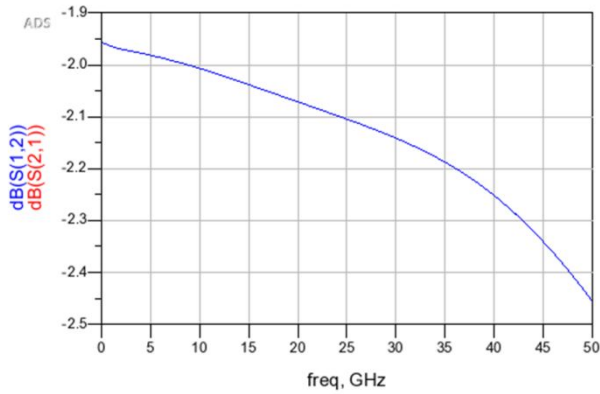


The testing result of bare chip in probe station

Yantel Corporation

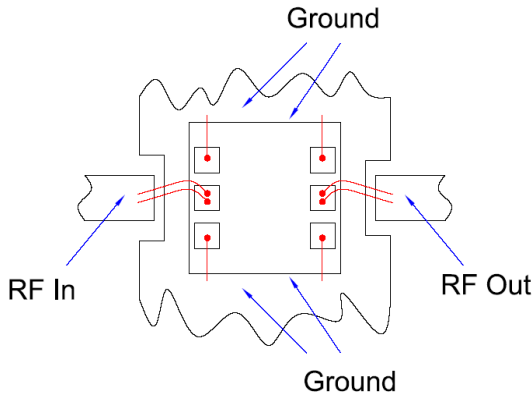
Add: 3F, Building 3, Southern District 2 of ZhongGuan Honghualing Industrial Park, Xili, Nanshan, Shenzhen, China

Tel: 86-755-8355-1886 Fax: 86-755-8355-2533



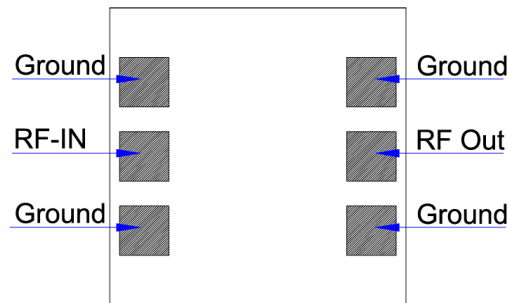
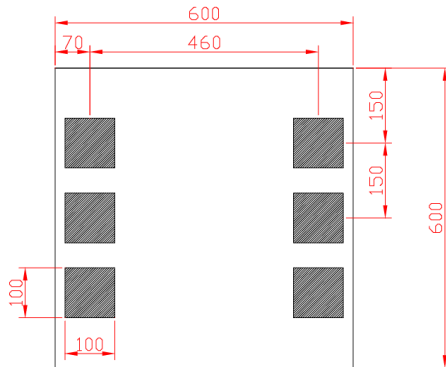
Test result of add 300um double wire-bonding

Recommended Layout



Package Outlines

Note: all dimensions shown in um



| Parameter | value (um) |
|----------------|------------|
| Thickness | 100 |
| width | 600 |
| length | 600 |
| Electrode size | 100x100 |