

### Fixed Attenuator Chip

- ◆ DC to 43.5GHz
- ◆ 8dB
- ◆ 1.2 W



#### Features

- Adopting advance GaAs technology
- Excellent attenuation accuracy & phase balance
- High ESD level
- Low VSWR
- Die Package

#### Model No. Description

FACXXX

XX- attenuation: \*\*dB.

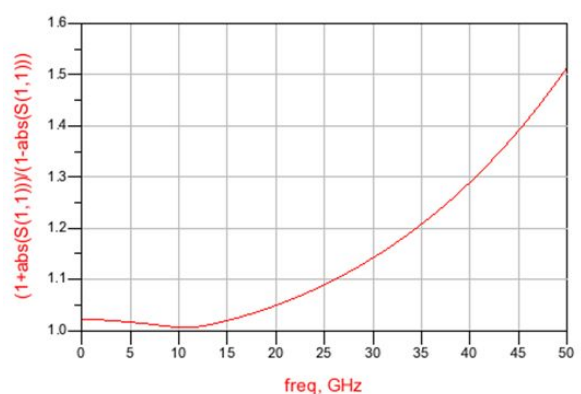
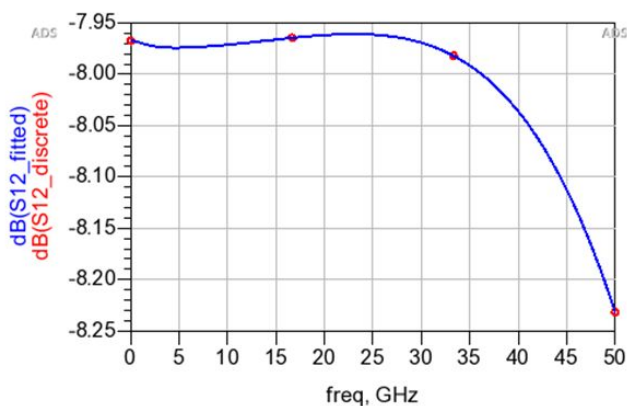
XX-frequency range 06: DC to 6GHz  
 10: DC to 10GHz  
 12: DC to 12.4GHz  
 18: DC to 18GHz  
 26: DC to 26.5GHz.  
 43: DC to 43.5GHz.

#### Specifications

Frequency Range	DC to 43.5GHz
Attenuation	8 dB
Nonimal Impeance	50 Ohm
Rated Input Power	1.2W@25℃ 1W@85℃
Operating Temperature	-45 ℃ to +85 ℃

Paramter	The testing result of bare chip in probe station		Test result of add 300um double wire-bonding	
	Freq.Range (GHz)	Typ.	Freq.Range (GHz)	Typ.
Attenuation (dB)	DC-5	8±0.10	DC-5	8±0.10
	5-15	8±0.10	5-15	8±0.10
	15-18	8±0.15	15-18	8±0.15
	18-26.5	8±0.25	18-26.5	8±0.25
	26.5-43.5	8±0.25	26.5-43.5	8±0.25
VSWR (:1)	DC-5	1.10	DC-5	1.15
	5-15	1.10	5-15	1.20
	15-18	1.10	15-18	1.25
	18-26.5	1.25	18-26.5	1.35
	26.5-43.5	1.40	26.5-43.5	1.35

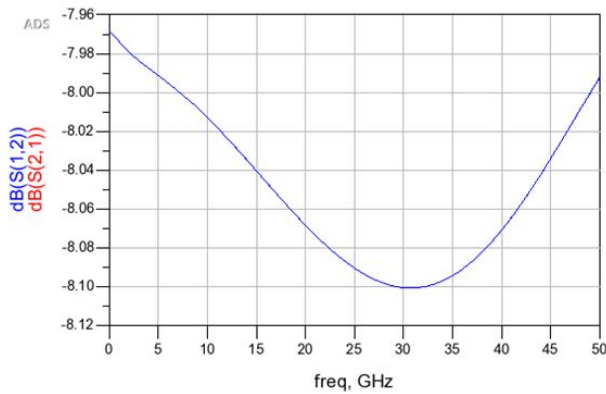
#### Test Curve



The testing result of bare chip in probe station

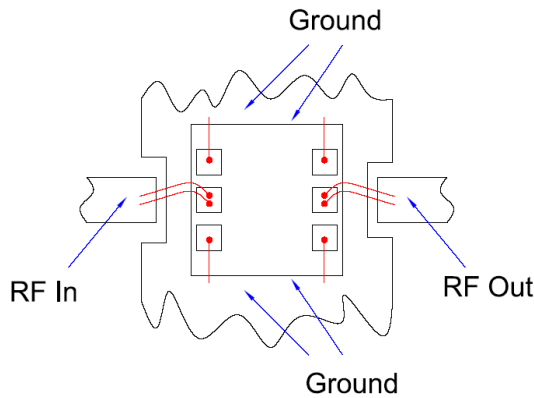
#### Yantel Corporation

Add: 3F, Building 3, Southern District 2 of ZhongGuan Honghualing Industrial Park, Xili, Nanshan, Shenzhen, China  
 Tel: 86-755-8355-1886 Fax: 86-755-8355-2533



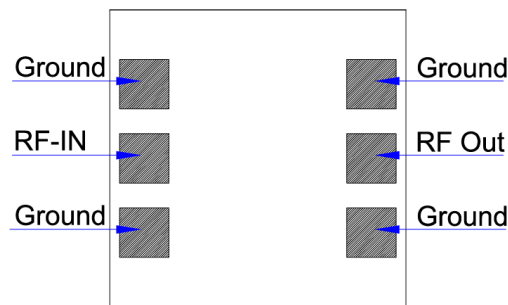
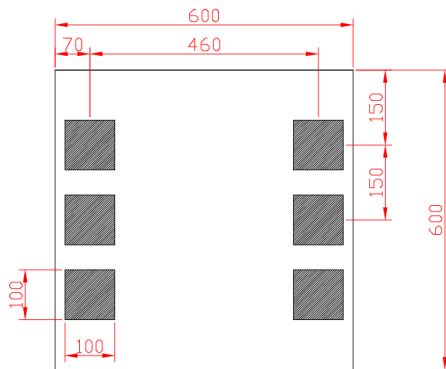
Test result of add 300um double wire-bonding

### Recommended Layout



### Package Outlines

Note: all dimensions shown in um



Parameter	value (um)
Thickness	100
width	600
length	600
Electrode size	100x100