

### Fixed Attenuator Chip

- ◆ DC to 43.5GHz
- ◆ 25dB
- ◆ 0.8 W



#### Features

- Adopting advance GaAs technology
- Excellent attenuation accuracy & phase balance
- High ESD level
- Low VSWR
- Die Package

#### Model No. Description

FACXXX

XX- attenuation: \*\*dB.

XX-frequency range 06: DC to 6GHz

10: DC to 10GHz

12: DC to 12.4GHz

18: DC to 18GHz

26: DC to 26.5GHz.

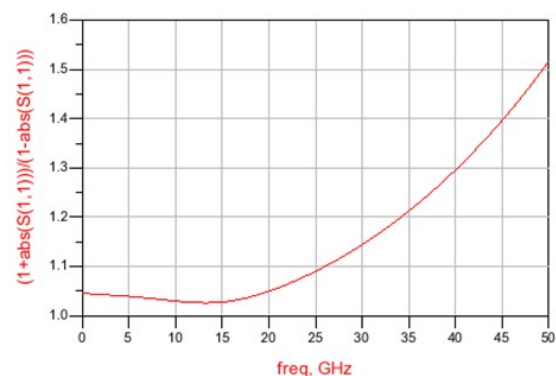
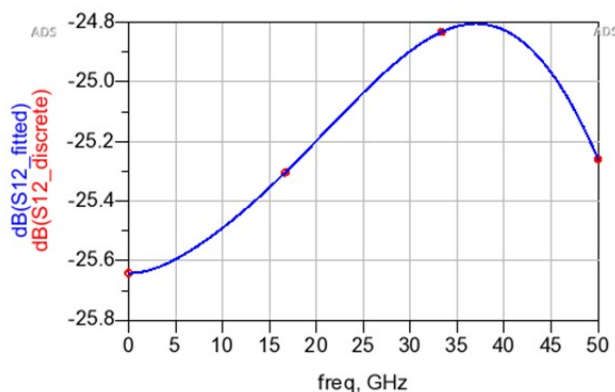
43: DC to 43.5GHz.

#### Specifications

Frequency Range	DC to 43.5GHz
Attenuation	25dB
Nonimal Impeance	50 Ohm
Rated Input Power	0.8W@25℃ 0.6W@85℃
Operating Temperature	-45 ℃ to +85 ℃

Paramter	The testing result of bare chip in probe station		Test result of add 300um double wire-bonding	
	Freq.Range (GHz)	Typ.	Freq.Range (GHz)	Typ.
Attenuation (dB)	DC-5	25±0.70	DC-5	25±0.70
	5-15	25±0.65	5-15	25±0.70
	15-18	25±0.45	15-18	25±0.45
	18-26.5	25±0.20	18-26.5	25±0.20
	26.5-43.5	25±0.25	26.5-43.5	25±0.25
VSWR (:1)	DC-5	1.10	DC-5	1.10
	5-15	1.10	5-15	1.10
	15-18	1.10	15-18	1.10
	18-26.5	1.20	18-26.5	1.20
	26.5-43.5	1.45	26.5-43.5	1.45

#### Test Curve

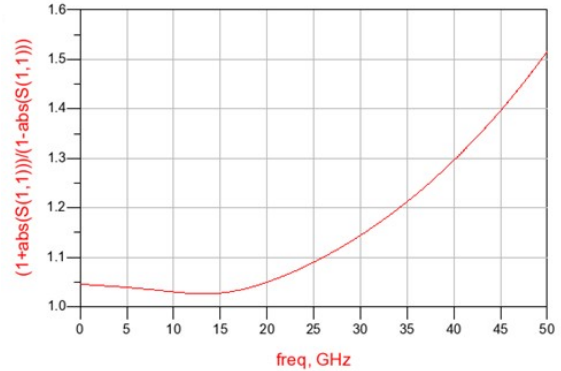
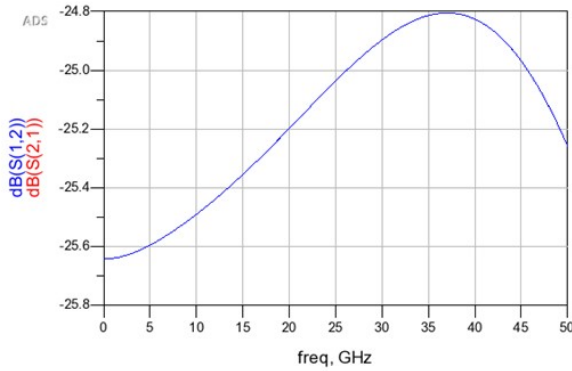


The testing result of bare chip in probe station

Yantel Corporation

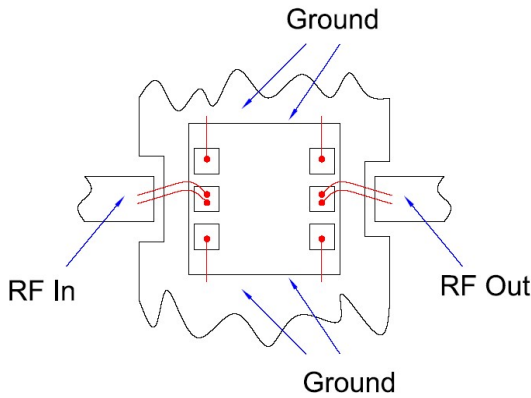
Add: 3F, Building 3, Southern District 2 of ZhongGuan Honghualing Industrial Park, Xili, Nanshan, Shenzhen, China

Tel: 86-755-8355-1886 Fax: 86-755-8355-2533



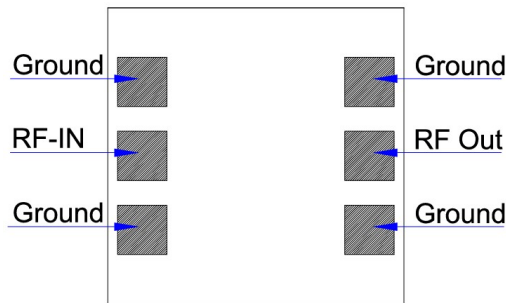
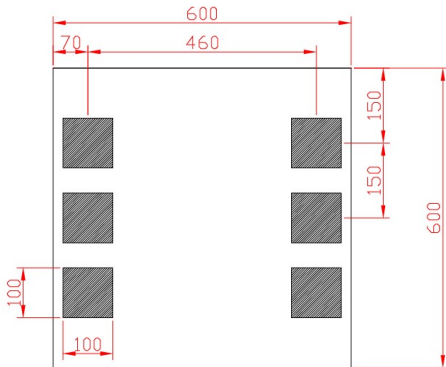
Test result of add 300um double wire-bonding

### Recommended Layout



### Package Outlines

Note: all dimensions shown in um



Parameter	value (um)
Thickness	100
width	600
length	600
Electrode size	100x100

### Yantel Corporation

Add: 3F, Building 3, Southern District 2 of ZhongGuan Honghualing Industrial Park, Xili, Nanshan, Shenzhen, China  
 Tel: 86-755-8355-1886 Fax: 86-755-8355-2533