

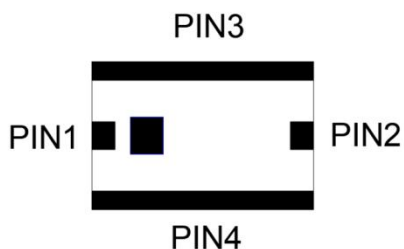
Features

- Multilayer monolithic construction yields high reliability
- Low insertion loss and small size SMD chip design
- Can simplify your complex tuning and circuit design
- LTCC process

Specifications

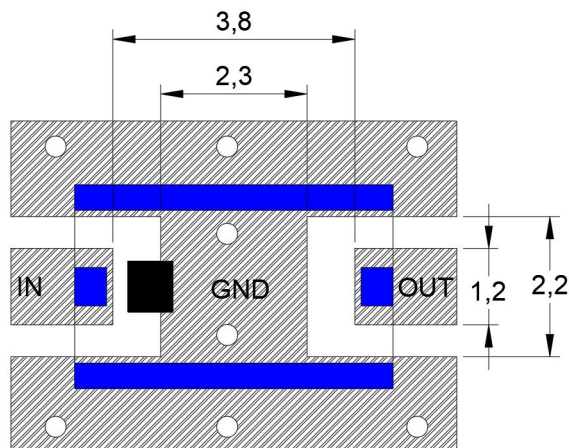
NO.	Parameter	Frequency (MHz)	SPEC	
			Min.	Max.
1	Insertion Loss (dB)	545~705		3.0
2	Ripple (dB)	545~705		1.0
2	ATT	40dB/1dBc rectangular coefficient		3.0
3	VSWR	545~705		1.5
4	Phase linearity	545~705	±8°	
5	In/Output Impedance (Ω)		50	

Construction



PIN	Connection
1	Input Port
2	Output Port
3	GND
4	GND

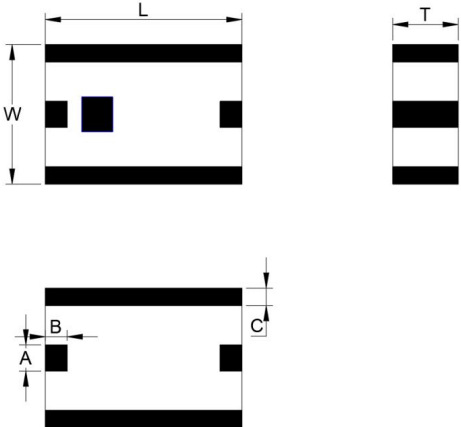
Mounting Considerations



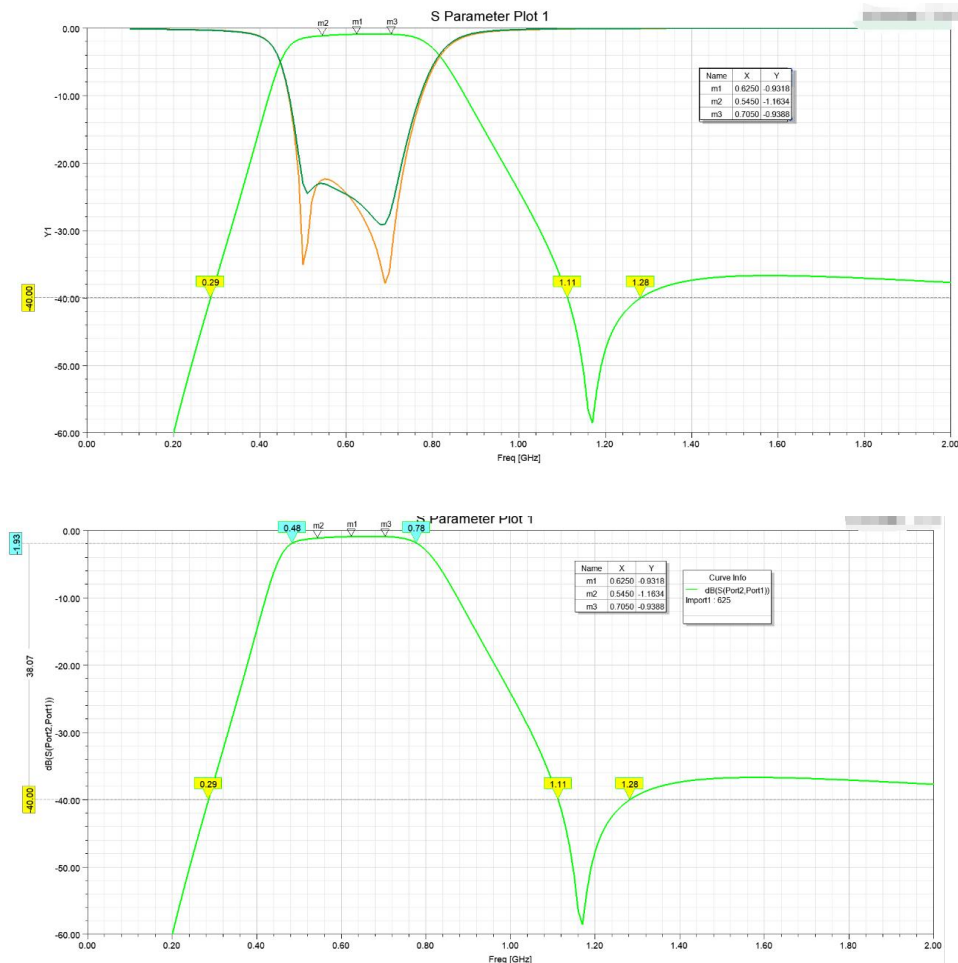
Unit: mm

Line width to be designed to match 50 Ω characteristic impedance, depending on PCB material and thickness

Dimensions

Figure	Symbol	Dimension (mm)
	L	5.00±0.20
	W	3.20±0.20
	T	1.50±0.20
	A	0.60±0.10
	B	0.40±0.10
	C	0.40±0.10

Typical Electrical Characteristics (T=25°C)



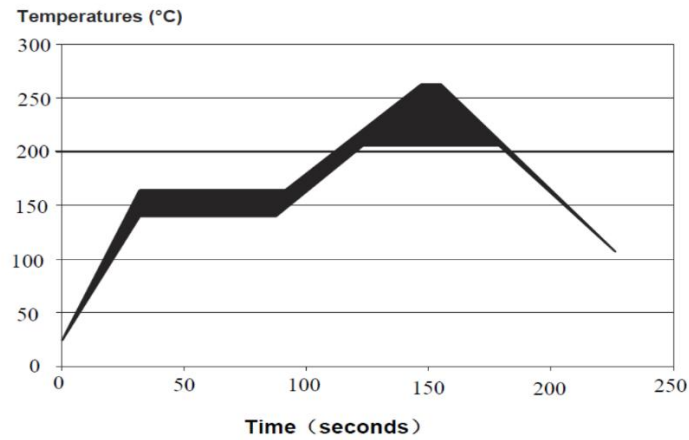
Yantel Corporation

Add: No.308-322,3F,Building 1,Juchuang Jingu Innovation Park,Wenyuan Road 35,Xili Street,Nanshan,Shenzhen,China

Tel: 86-755-8355-1886 Fax: 86-755-8355-2533

For detailed performance specs & shopping online see Yantel web site : www.yantel-corp.com

Solder Reflow Standard Conditioning



Storage Conditions

Temperature : +5 to +30 °C

Humidity : 20 to 70% RH

Term of storage : Within 12 months (After the delivery) *

Baking : Unnecessary

* After peeling off cover tape, do not keep exposing the products to the open air. For the products stored longer than 12 months, confirm their terminals and solderability before use.