

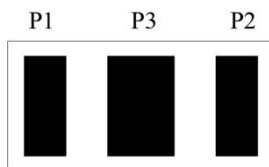
### Features

- Multilayer monolithic construction yields high reliability
- Low insertion loss and small size SMD chip design
- Can simplify your complex tuning and circuit design
- LTCC process

### Specifications

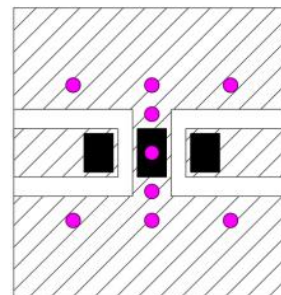
NO.	Parameter	SPC
1	Frequency range	673-2690 MHz
2	Insertion Loss	0.5dB max. at +25°C
3	Attenuation	35 dB min. @ 4950-6000 MHz 35 dB min. @ 6000-7500 MHz 35 dB min. @ 7500-8100 MHz 35 dB min. @ 8100-10500 MHz 27 dB min. @ 10500-12500MHz
4	Return Loss (In BW)	10.0min. dB.
5	Port Impedance	50Ω
6	Power	1.0W max.
7	Operation Temperature Range	-55°C ~ +100°C

### Construction



PIN	Connection
1	Input port
2	Output port
3	GND

### Mounting Considerations



- Land
- ▨ Solder
- Through-hole

Unit: mm

Line width to be designed to match 50 Ω characteristic impedance, depending on PCB material and thickness

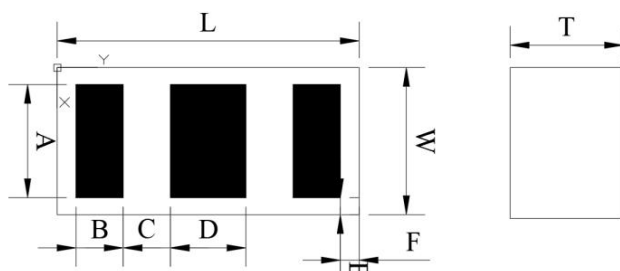
### Yantel Corporation

Add: No.308-322,3F,Building 1,Juchuang Jingu Innovation Park,Wenyuan Road 35,Xili Street,Nanshan,Shenzhen,China

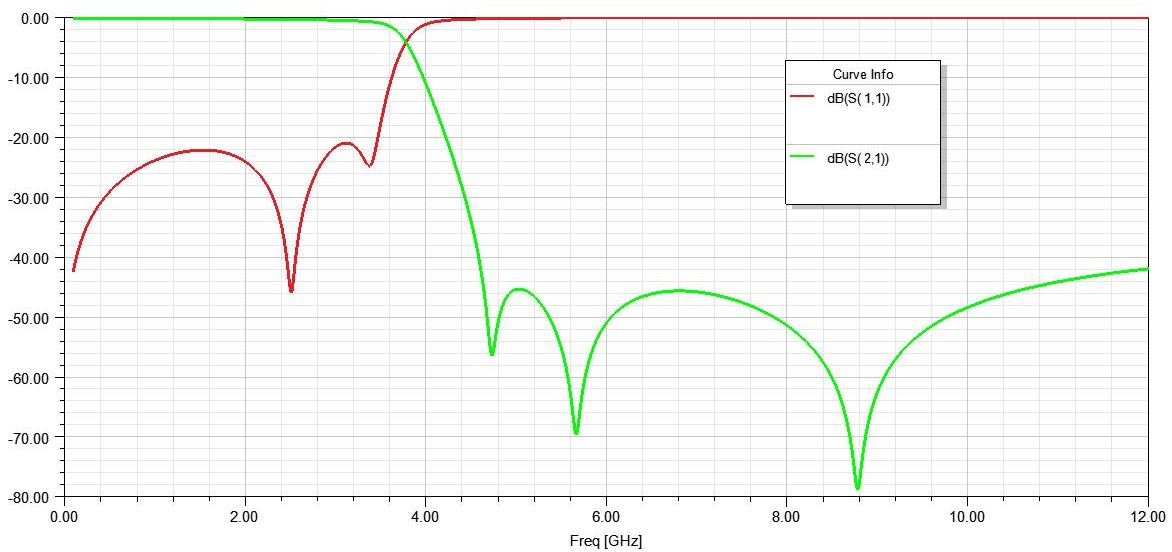
Tel: 86-755-8355-1886 Fax: 86-755-8355-2533

For detailed performance specs & shopping online see Yantel web site : [www.yantel-corp.com](http://www.yantel-corp.com)

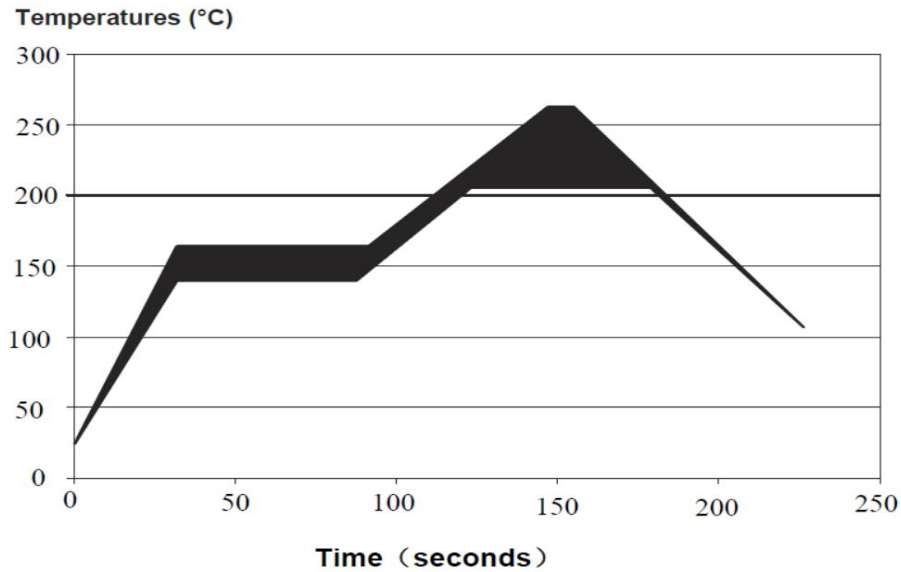
### Dimensions

Figure	Symbol	Dimension (mm)
	L	1.6 ± 0.10
	W	0.8 ± 0.10
	T	0.6 ± 0.10
	A	0.6 ± 0.10
	B	0.25 ± 0.10
	C	0.25 ± 0.10
	D	0.40 ± 0.10
	E	0.10 ± 0.10
F	0.10 ± 0.10	

### Typical Electrical Characteristics (T=25°C)



### Solder Reflow Standard Conditioning



### Storage Conditions

Temperature : +5 to +30 °C

Humidity : 20 to 70% RH

Term of storage : Within 12 months (After the delivery) \*

Baking : Unnecessary

\* After peeling off cover tape, do not keep exposing the products to the open air. For the products stored longer than 12 months, confirm their terminals and solderability before use.