

Manual Step Attenuator

- ◆ DC to 4GHz
- ◆ 0 to 15dB in 1dB Step
- ◆ 2 Watt
- ◆ Connector Type:SMA,N,TNC,F,BNC etc. available.



Features

- Using advanced microstrip technology, ultra-small size
- Attenuation values are adjustable in a power-on state, no sudden big reflection.
It adopts an innovative technology, and thus it eliminates sudden big reflection in attenuators when attenuation is being adjusted, preventing the preliminary RF circuit from being burnt, and keeping the system stable
- Step attenuation: 1dB, 2dB, 4dB, 8dB
- 16 attenuation values
- High attenuation accuracy, low insertion loss
- High adjustment accuracy
- Low cost – High Performance
- Adjusting the transmitting (receiving) distance of RF signal precisely. Adjusting accuracy is limited to 5cm.
- Switch repeatability avg.> 10000 operations (5000 cycles) per switch.
- PC(Polycarbonate) Switch, operating temperature of 120°C is available.
- Attenuation values are adjustable in a power-on state, test data can be read continuously, no interruption.

Specifications

Frequency Range	DC to 4.0GHz
Attenuation	0 to 15dB
Step Value	1dB
Insertion loss at 0dB (typ.)	
SMA connector	0.45dB at 1 GHz
	0.55dB at 2 GHz
	1.10dB at 3 GHz
	1.30dB at 4 GHz

Attenuation Accuracy (typ.)

SMA connector	0 to +0.50dB at 1GHz
	0 to +0.85dB at 2GHz
	0 to +1.55dB at 3GHz
	0 to +2.50dB at 4GHz

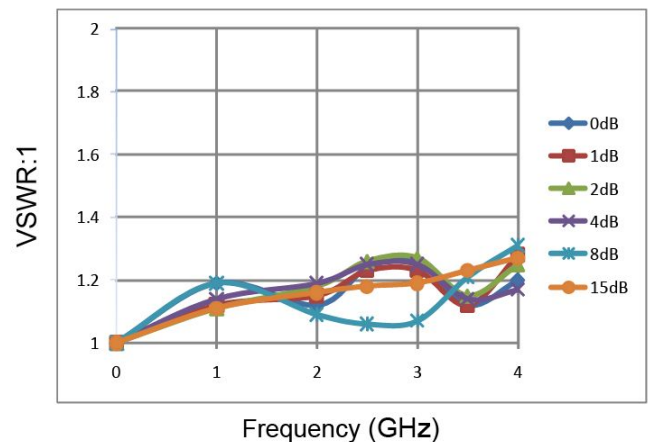
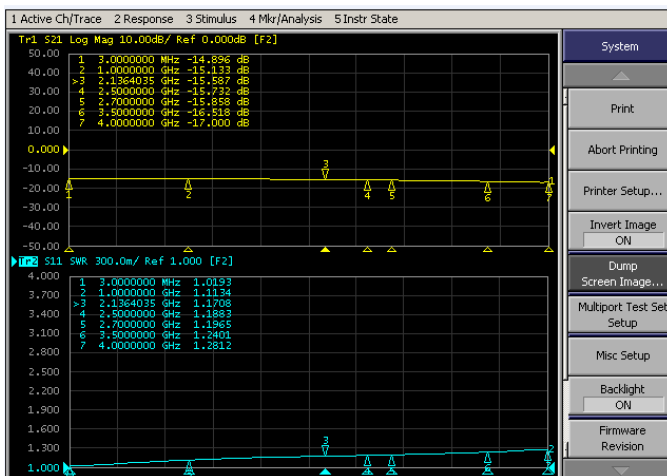
Nominal Impedance

Nominal Impedance	50 Ohm
Average Power	2 Watt
Operating Temperature	-40°C to +85°C

Freq. Range (GHz)	Connector Type	VSWR(:1)	
		Typ.	Max.
DC to 4.0	SMA	1.20	1.35

Characteristic

For example the testing curves of VAS061501S2*A of 15dB



Model No. Description

VAS ** ** ** * * *
 Type Attenuation Range Step Value Connector Type Max. Power Connector Option

VAS: Step Variable Attenuator

Type: 06 represents type number

Attenuation Range: Maximum attenuation.

Connector Type: S and N available. S is SMA and N is N type connector.

Max. Power: 2 and 5 are available, currently 2W and 5W are available.

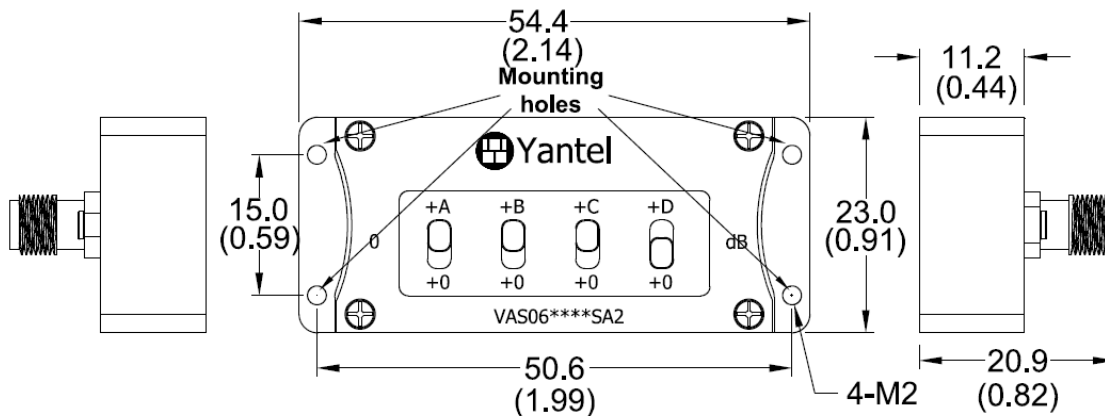
Connector Options:

Options	IO
1	Female/Female
2	Male/Female
3	Male/Male

Package Outlines

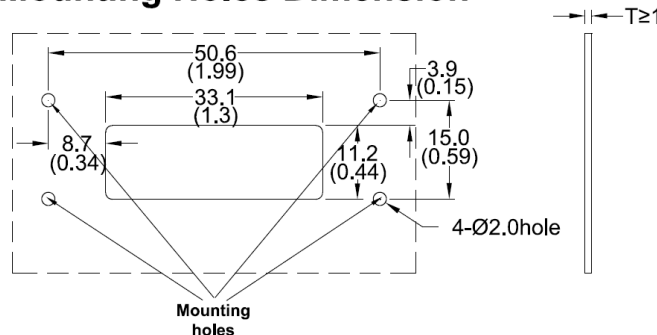
Connector Position: "A" represents back connectors, without "A" represents left and right connectors.

SMA Connector Units:mm(inch)



Panel:

Mounting Holes Dimension



NOTE:

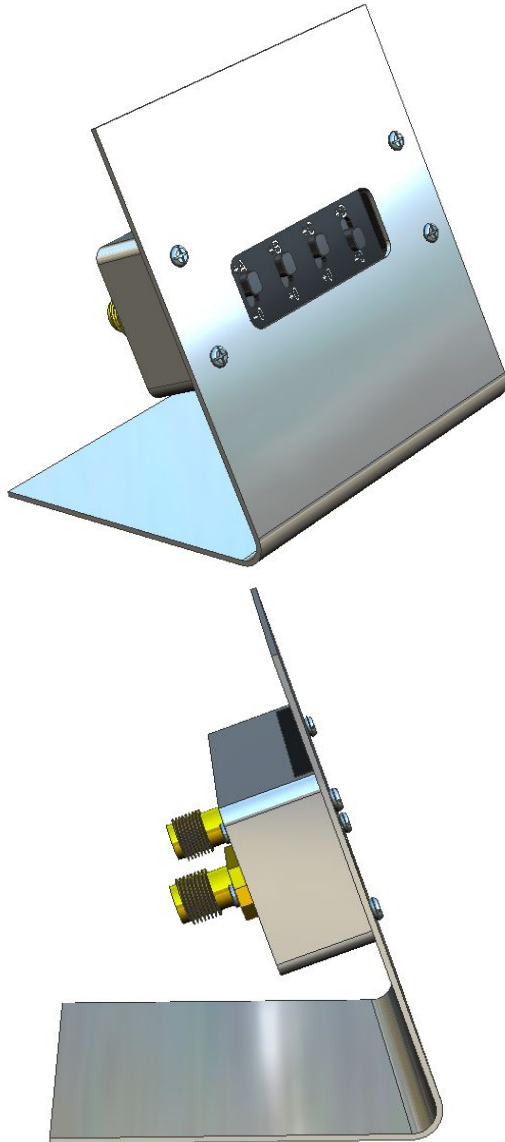
1. ALL dimensions shown in mm (tolerance: +/-0.2mm) unless stated otherwise
2. RoHS Compliant in accordance with EU Directive(2011/65/EU)

Yantel Corporation

Add: 3F, Building 3, Southern District 2 of ZhongGuan Honghualing Industrial Park, Xili, Nanshan, Shenzhen, China
 Tel: 86-755-8355-1886 Fax: 86-755-8355-2533

Application case:

Repeater: This VAS series can be rack mountable, easier to operate from the rack outside.

Application**Note:**

Attempt to disassemble the product can damage it and void your warranty. In case of any malfunction, please contact your local representative, distributor or the factory immediately.

Attention

It is much easier to adjust the switch by tools like plastic screw driver.