

### Manual Step Attenuator

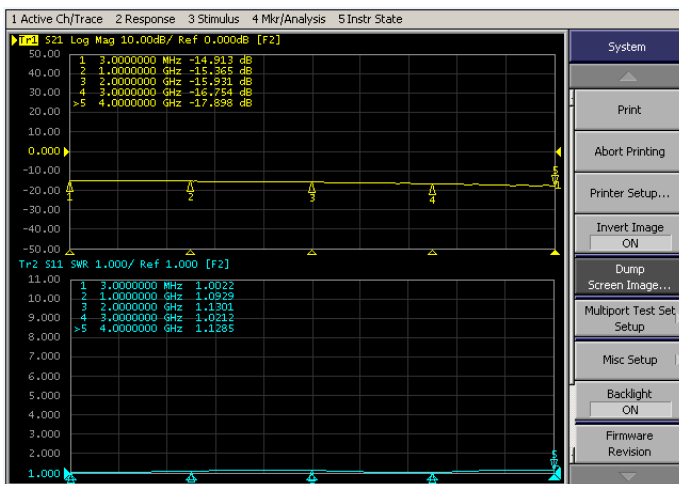
- ◆ DC to 3GHz
- ◆ 0 to 15dB in 1dB Step
- ◆ 5Watt
- ◆ Connector Type:SMA,N,TNC,F,BNC etc. available.

#### Features

- Using advanced microstrip technology, ultra-small size
- Attenuation values are adjustable in a power-on state, no sudden big reflection.  
It adopts an innovative technology, and thus it eliminates sudden big reflection in attenuators when attenuation is being adjusted, preventing the preliminary RF circuit from being burnt, and keeping the system stable
- Step attenuation: 1dB, 2dB, 4dB, 8dB
- 16 attenuation values
- High attenuation accuracy, low insertion loss
- High adjustment accuracy
- Low cost – High Performance
- Adjusting the transmitting (receiving) distance of RF signal precisely. Adjusting accuracy is limited to 5cm.
- Switch repeatability avg.> 10000 operations (5000 cycles) per switch.
- PC(Polycarbonate) Switch, operating temperature of 120°C is available.
- Attenuation values are adjustable in a power-on state, test data can be read continuously, no interruption.

#### Characteristic

For example the testing curves of VAS061501S5\*A of 15dB



#### Specifications

<b>Frequency Range</b>	DC to 3.0GHz
<b>Attenuation</b>	0 to 15dB
<b>Step Value</b>	1dB
<b>Insertion loss at 0dB (typ.)</b>	
SMA connector	0.45dB at 1 GHz 0.55dB at 2 GHz 1.10dB at 3 GHz

#### Attenuation Accuracy (typ.)

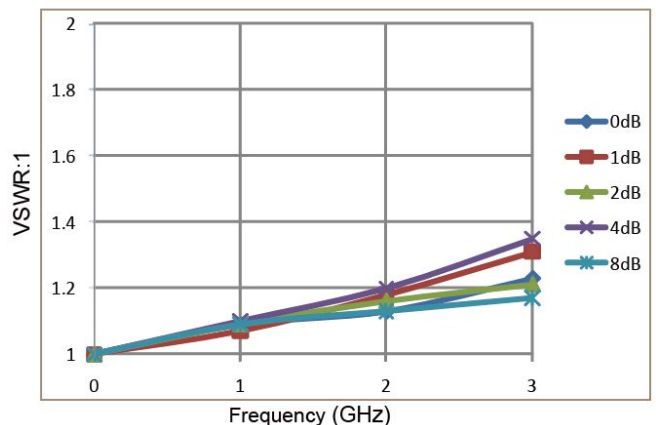
SMA connector	0 to +0.50dB at 1GHz 0 to +0.85dB at 2GHz 0 to +1.75dB at 3GHz
---------------	----------------------------------------------------------------------

**Nominal Impedance** 50 Ohm

**Average Power** 5 Watt

**Operating Temperature** -40°C to +85°C

Freq. Range (GHz)	Connector Type	VSWR(:1)	
		Typ.	Max.
DC to 3.0	SMA	1.25	1.45



Yantel Corporation

Add: 3F, Building 3, Southern District 2 of ZhongGuan Honghualing Industrial Park, Xili, Nanshan, Shenzhen, China

Tel: 86-755-8355-1886 Fax: 86-755-8355-2533

### Model No. Description

VAS                        \*\*                          \*\*                          \*\*                          \*                          \*                          \*    
                                  Type                      Attenuation Range                      Step Value                      Connector Type                      Max. Power                      Connector Option

**VAS:** Step Variable Attenuator

**Type:** 06 represents type number

**Attenuation Range:** Maximum attenuation.

**Connector Type:** S and N available. S is SMA and N is N type connector.

**Max. Power:** 2 and 5 are available, currently 2W and 5W are available.

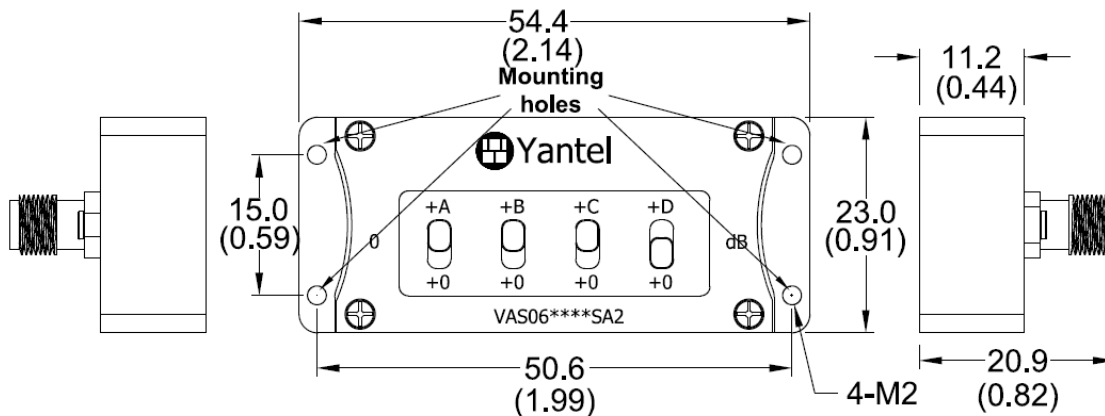
### Connector Options:

Options	IO
1	Female/Female
2	Male/Female
3	Male/Male

### Package Outlines

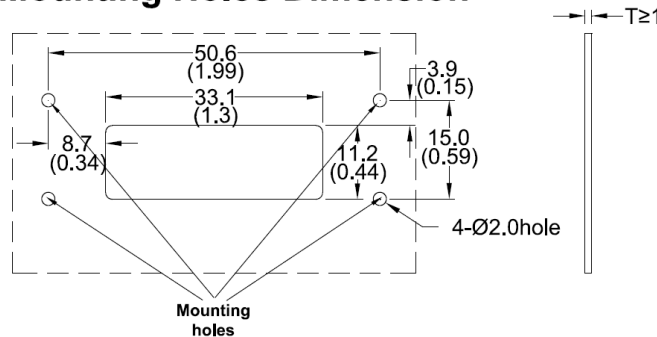
**Connector Position:** "A" represents back connectors, without "A" represents left and right connectors.

### SMA Connector Units:mm(inch)



### Panel:

### Mounting Holes Dimension



### NOTE:

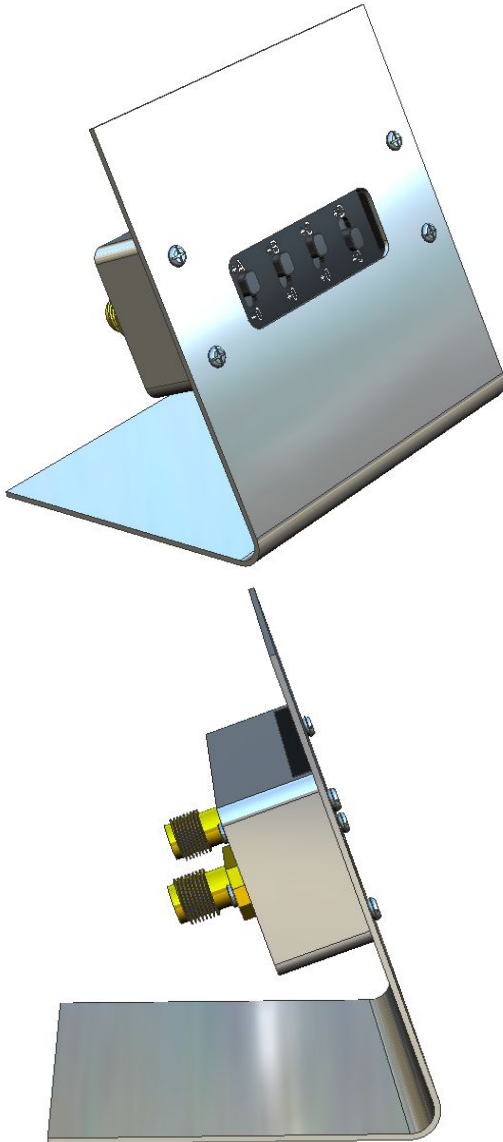
1. ALL dimensions shown in mm (tolerance: +/-0.2mm) unless stated otherwise
2. RoHS Compliant in accordance with EU Directive(2011/65/EU)

### Yantel Corporation

Add: 3F, Building 3, Southern District 2 of ZhongGuan Honghualing Industrial Park, Xili, Nanshan, Shenzhen, China  
 Tel: 86-755-8355-1886 Fax: 86-755-8355-2533

**Application case:**

**Repeater:** This VAS series can be rack mountable, easier to operate from the rack outside.

**Application****Note:**

Attempt to disassemble the product can damage it and void your warranty. In case of any malfunction, please contact your local representative, distributor or the factory immediately.

---

**Attention**

It is much easier to adjust the switch by tools like plastic screw driver.