


### Manual Step Attenuator

- ◆ DC to 3GHz
- ◆ 0 to 8.4dB in 0.2dB Step
- ◆ 2 Watt
- ◆ Connector Type: SMA,N,TNC,F,BNC etc. available

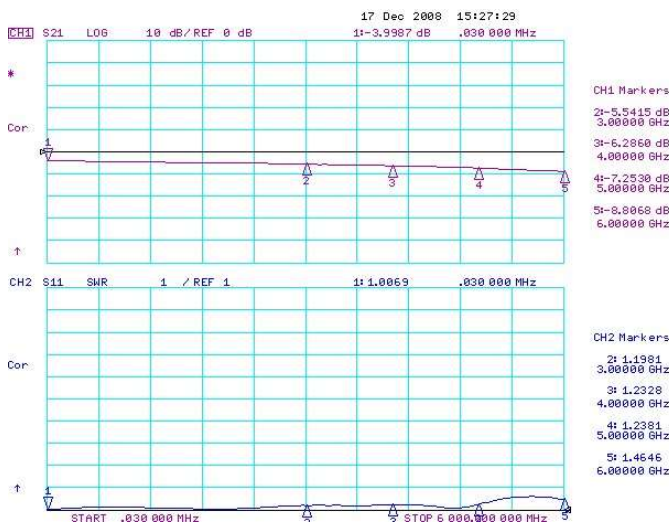


### Features

- Using advanced microstrip technology, ultra-small size
- Attenuation values are adjustable in a power-on state, no sudden big reflection.  
It adopts an innovative technology, and thus it eliminates sudden big reflection in attenuators when attenuation is being adjusted, preventing the preliminary RF circuit from being burnt, and keeping the system stable
- Step values: 0.2 dB, 0.4dB, 0.8dB, 1dB, 2dB, 4dB
- 41 attenuation values
- High attenuation accuracy, low insertion loss
- High adjustment accuracy
- Low cost – High Performance
- Adjusting the transmitting (receiving) distance of RF signal precisely. Adjusting accuracy is limited to 5cm.
- Switch repeatability avg.> 10000 operations (5000 cycles) per switch.
- PC(Polycarbonate) Switch, operating temperature of 120°C is available.
- Attenuation values are adjustable in a power-on state, test data can be read continuously, no interruption.

### Characteristic

For example the testing curves of VAS078P4P2S2 of 4dB



### Specifications

<b>Frequency Range</b>	DC to 3GHz
<b>Attenuation</b>	0 to 8.4dB
<b>Step Value</b>	0.2dB
<b>Insertion loss at 0dB (typ.)</b>	
SMA connector	0.40dB at 1 GHz 0.70dB at 2 GHz 1.1dB at 3 GHz
N type connector	0.40dB at 1 GHz 0.70dB at 2 GHz 1.10dB at 3 GHz
<b>Attenuation Accuracy (typ.)</b>	
SMA connector	0 to +0.50dB at 1GHz 0 to +1.00dB at 2GHz 0 to +2.00dB at 3GHz
N type connector	0 to +0.50dB at 1GHz 0 to +1.00dB at 2GHz 0 to +2.00dB at 3GHz
<b>Nominal Impedance</b>	50 Ohm
<b>Average Power</b>	2 Watt
<b>Operating Temperature</b>	-40°C to +85°C

Freq. Range (GHz)	Connector Type	VSWR(:1)	
		Typ.	Max.
DC to 3	SMA	1.25	1.30
	N Type	1.25	1.30

### Model No. Description

VAS                      \*\*                        \*\*                        \*\*                        \*                        \*                        \*    
                           Type                    Attenuation Range    Step Value            Connector Type        Max. Power            Connector Option

**VAS:** Step Variable Attenuator

**Type:** 07 represents type number

**Attenuation Range:** Maximum attenuation.

**Connector Type:** S and N available. S is SMA and N is N type connector.

**Max. Power:** 2 and 5 are available, currently 2W and 5W are available.

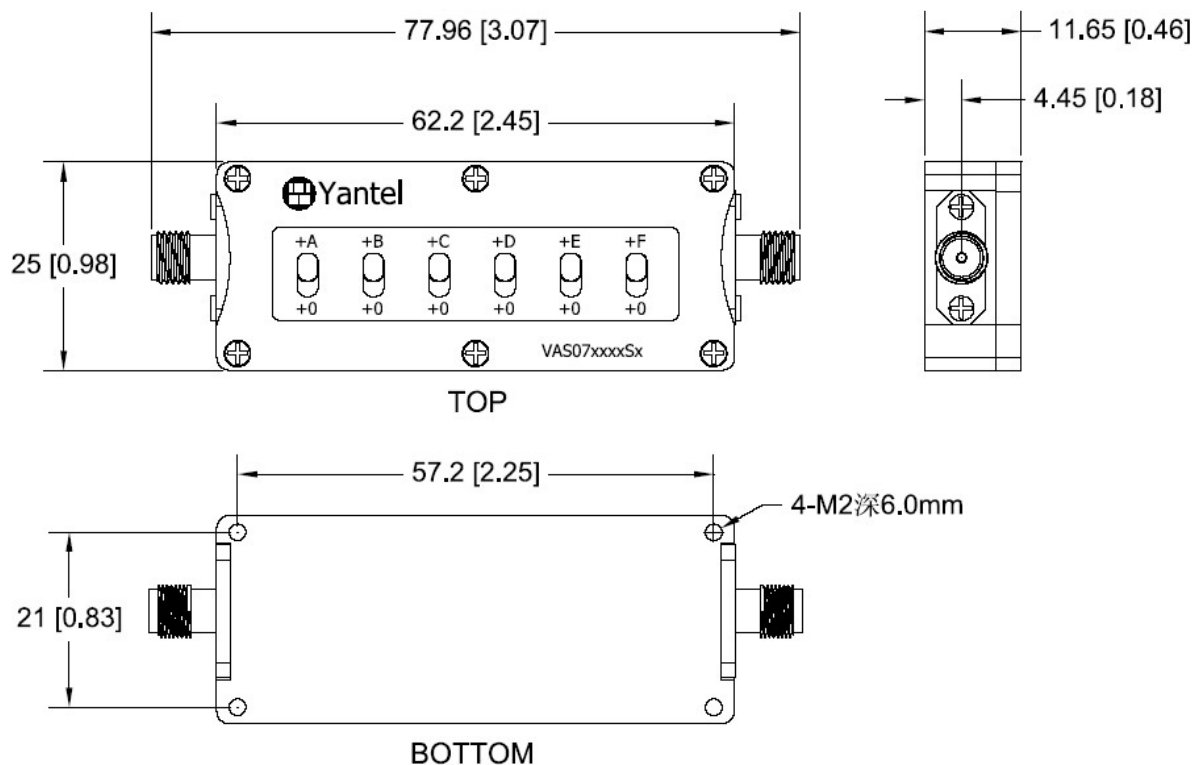
### Connector Options:

Options	IO
1	Female/Female
2	Male/Female
3	Male/Male

**Connector Position:** "A" represents back connectors, without "A" represents left and right connectors.

### Package Outlines

**SMA Connector                    Unit: mm (inch)**

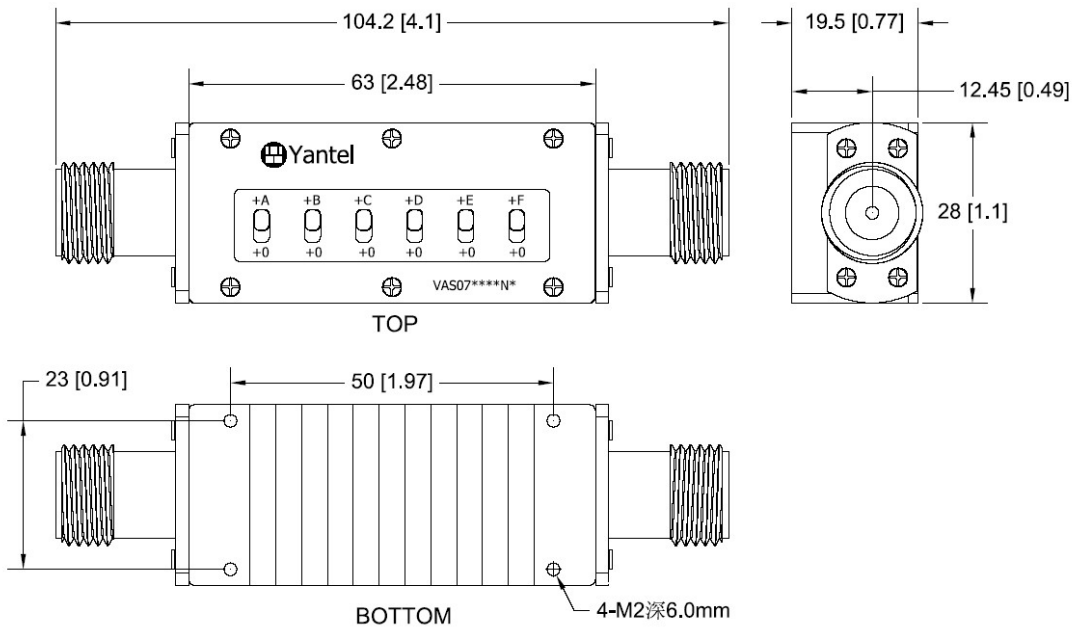


**Package type: S21**

#### Yantel Corporation

Add: 3F, Building 3, Southern District 2 of ZhongGuan Honghualing Industrial Park, Xili, Nanshan, Shenzhen, China  
 Tel: 86-755-8355-1886 Fax: 86-755-8355-2533

### N-type Connector




Package type: N21

#### NOTE :

1. ALL dimensions shown in mm (tolerance:  $\pm 0.2\text{mm}$ ) unless stated otherwise
2. RoHS Compliant in accordance with EU Directive (2011/65/EU)

### Attention



It is much easier to adjust the switch by tools like plastic screw driver.

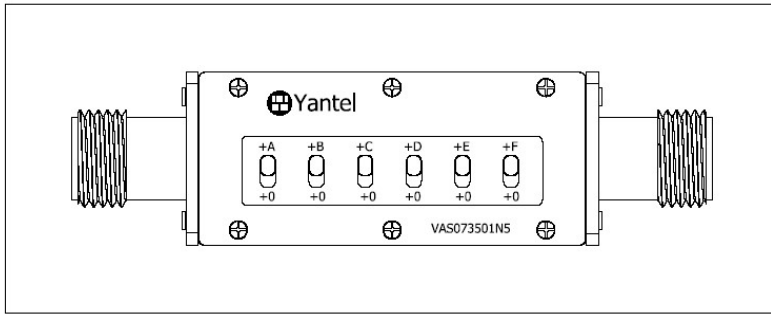
#### Yantel Corporation

Add: 3F, Building 3, Southern District 2 of ZhongGuan Honghualing Industrial Park, Xili, Nanshan, Shenzhen, China  
Tel: 86-755-8355-1886 Fax: 86-755-8355-2533

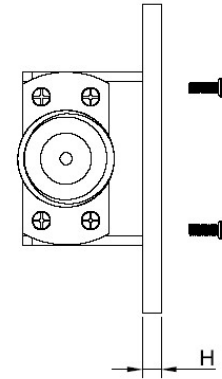
**Mounting Instructions:** Unit: mm(inch)

This product is panel-mountable via screws.

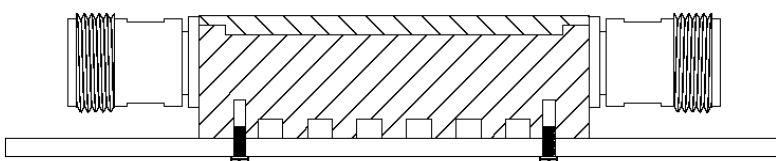
- Four mounting holes on the product plate. Refer to Fig2, Fig6.
- H represents the thickness of panel. Refer to Fig3, Fig4.
- Recommended length of the screw is 3mm+H. Refer to Fig5.



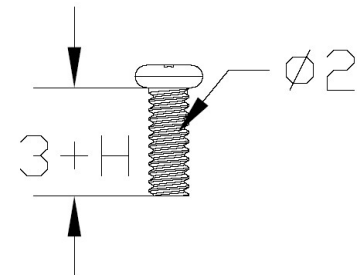
**Front View Fig 2**



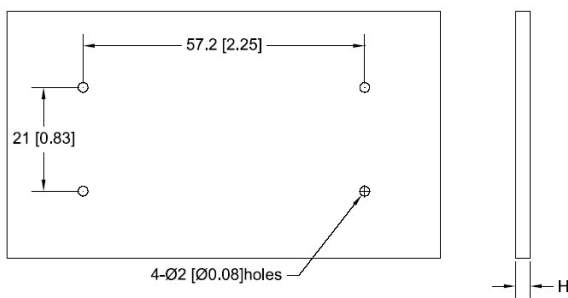
**Lateral View Fig 3**



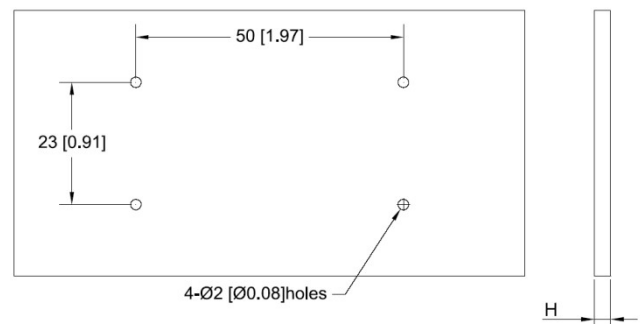
**Sectional View Fig 4**



**Recommended length of the screw Fig 5**



**SMA**



**N-type**

**Mounting holes on user's panel Fig 6**

**Note:**

Attempt to disassemble the product can damage it and void your warranty. In case of any malfunction, please contact your local representative, distributor or the factory immediately.