

### Description

Yantel's surface mount catalog bandpass filters utilize Yantel's low loss temperature stable materials which offer small size and minimal performance variation over temperature. The catalog BPF's are offered in a variety of frequency bands, which offers a drop in solution with highly repeatable performance.

### Features

- Small Size
- Fully Shielded Component
- Solder Surface Mount Package
- Moisture Sensitivity Level: MSL1
- Frequency Stable over Temperature
- Operating & Storage Temp: -55°C to +125°C
- Characteristic Impedance: 50Ω

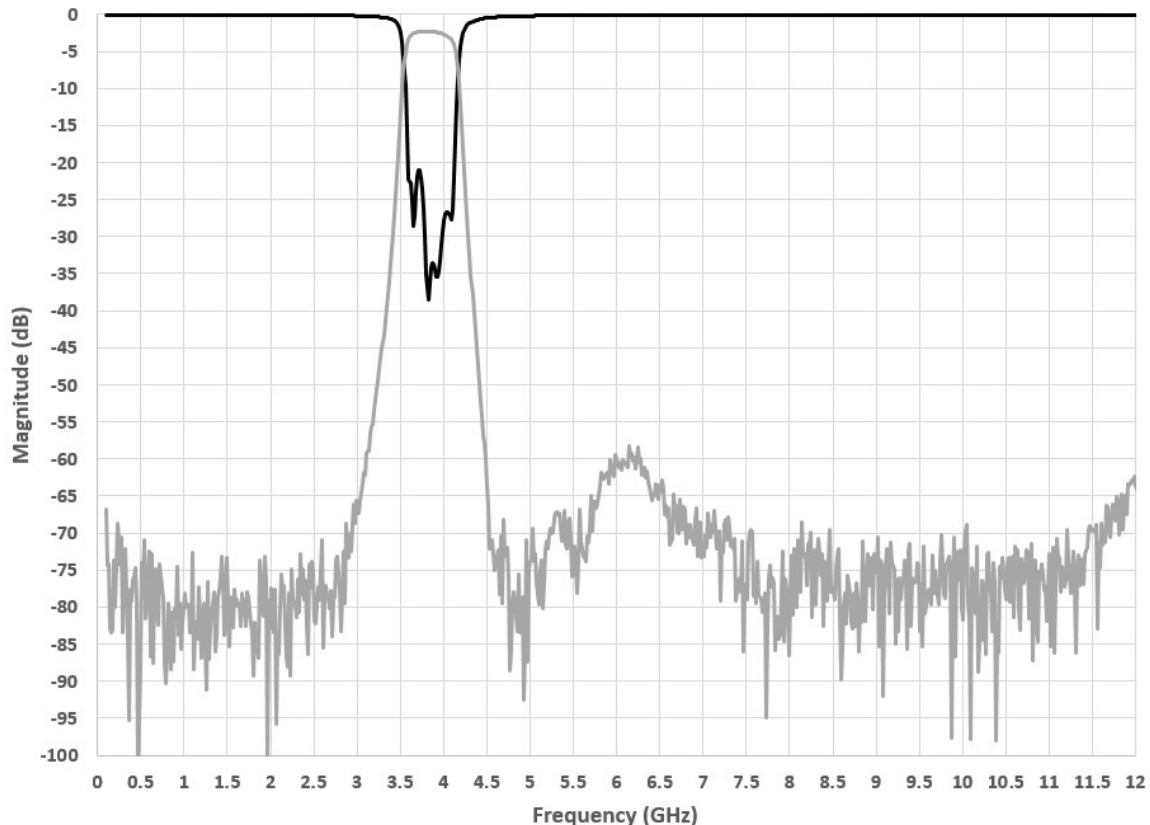
### Specifications\*

Parameter	Frequency Range (GHz)	Min	Typ.	Max
Insertion Loss (dB)	3.62 - 4.00		3.0	4.0
Return Loss (dB)		10.0	15.0	12.0
Low Side Rejection (dB)	DC - 3.25	40.0	45.0	
High Side Rejection (dB)	4.45 - 12.00	40.0	45.0	
CW Input Power** (W)				10
$\theta_{jc} \left( \frac{^{\circ}C}{W} \right)$	7.5			
Size (L x W x H)	12.7 x 6.35 x 2.50 mm			

\*Electrical specifications based on typical probed performance at room temperature. Insertion loss shall vary  $\pm 0.5$ dB over temperature.

\*\*Power rating assumes the component will be mounted to a PCB with good thermally conducting ground vias as outlined in the recommended PCB layout that are connected to an adequate heat sink. Max power is based on 125°C base temperature.

### Typical Measured Performance



\*Typical de-embedded measured performance mounted on a connectorized test DEB 0.254mm RO4350B with 50Ω CPW ground traces), tested at room temperature.

### Yantel Corporation

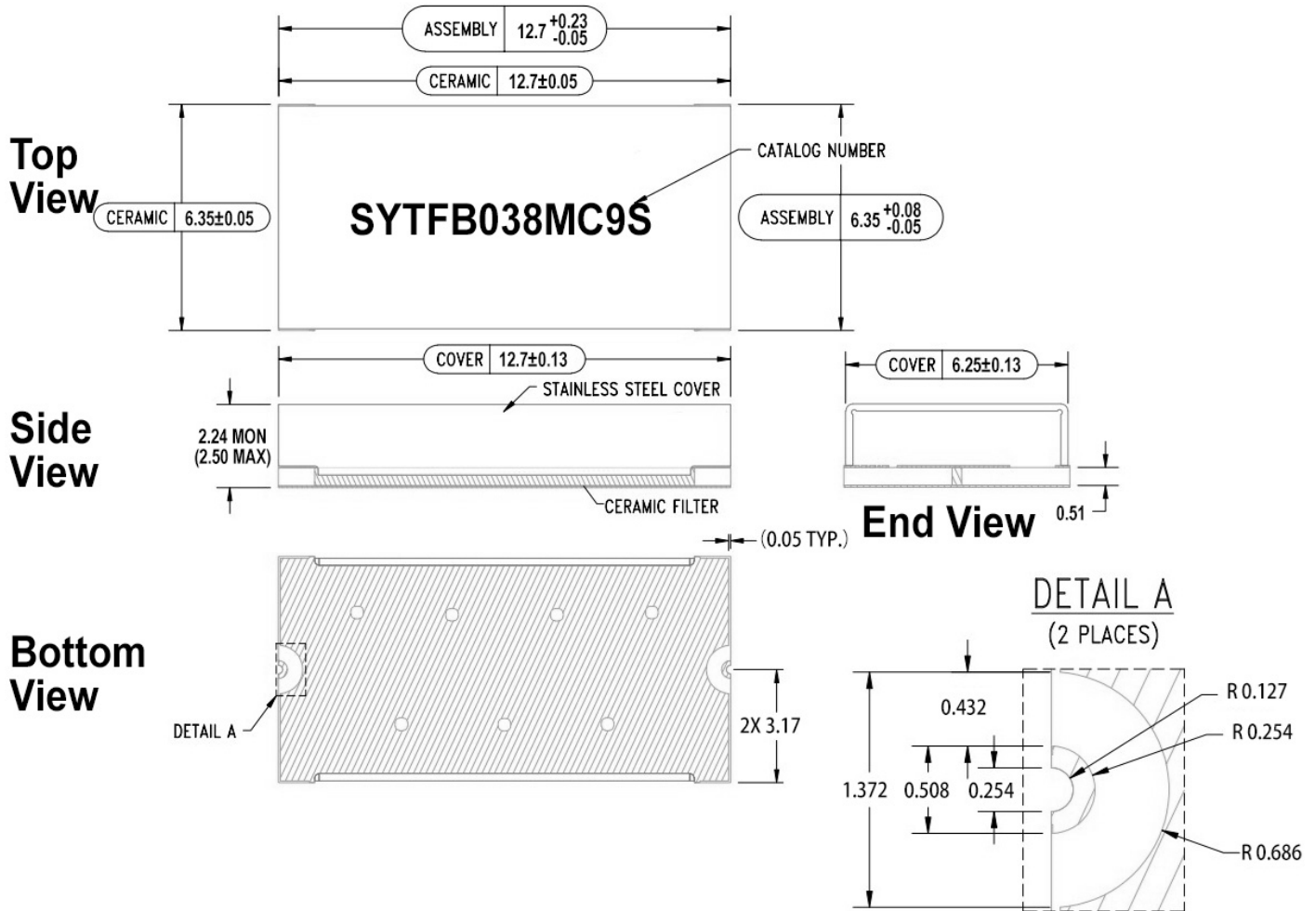
Add: No.308-322,3F,Building 1,Juchuang Jingu Innovation Park,Wenyuan Road 35,Xili Street,Nanshan,Shenzhen,China

Tel: 86-755-8355-1886 Fax: 86-755-8355-2533

For detailed performance specs & shopping online see Yantel web site : [www.yantel-corp.com](http://www.yantel-corp.com)

### Physical Dimensions

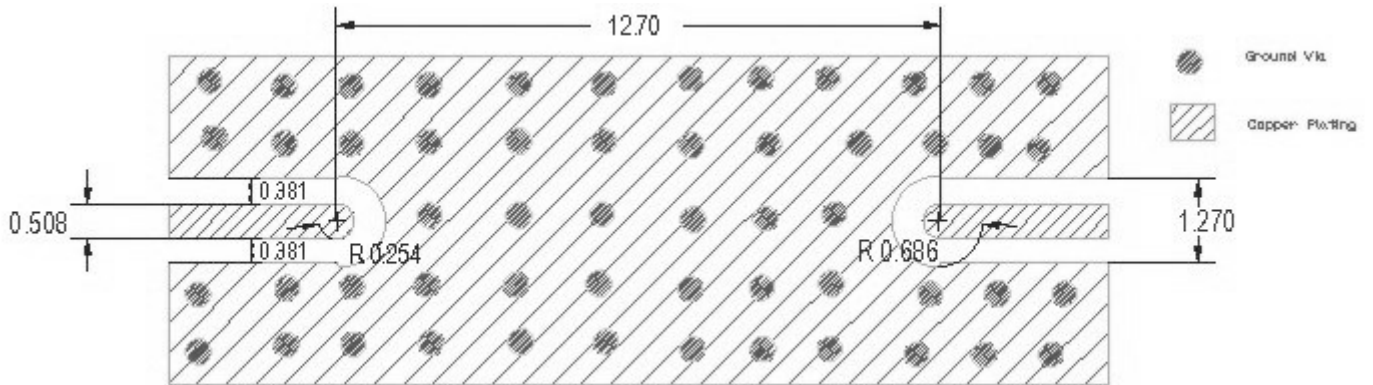
Units = mm



### Notes :

- Termination Finish:  
ENIG: 76-152  $\mu$ m Au over 1270  $\mu$ m Ni
- Maximum Assembly Process Temperature: 250°C
- Dimension tolerance:  $\pm 0.05$

### Recommended PCB Layout



Units = mm

### Notes :

- 50Ω trace dimensions are application specific.
- 50Ω trace dimensions are designed for 10mil thick R04350B Rogers Board.
- Ensure adequate grounding beneath the part.