

Description

Yantel's surface mounted bandpass filters have the advantages of low insertion loss and return loss, small size, high rejection, good product consistency, etc. The product adopts high-precision thick film manufacturing process, suitable for mass production, competitive cost, and has obvious cost advantages compared with thin film filters.

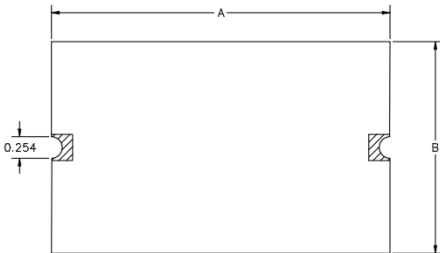

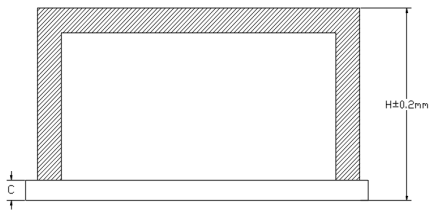
Features

- Small size
- Low loss, High rejection
- With shielding cover
- SMD Surface mounted
- Humidity level: MSL1
- Working temperature: -55 to +85°C
- Characteristic Impedance: 50Ω
- Tape package
- Competitive price and suitable for large volume use

Technical Data (Normal temperature +25°C)

| No. | Parameter | | Min. | Typical | Max. | Unit |
|------|----------------------------|------------|---------------------|---------|------|------|
| 1-1 | Model No. | | SYTFB055NC5S | | | |
| 1-2 | Size | | 8.89mm*5.08mm*2.5mm | | | |
| 1-3 | Central Frequency f_0 | | | 5.5 | | GHz |
| 1-4 | Working Frequency | | 5 | | 6 | GHz |
| 1-5 | Central Loss | | | 2.5 | | dB |
| 1-6 | Band fluctuation | | | 0.8 | 1.0 | dB |
| 1-7 | Return Loss | | 12 | 15 | | dB |
| 1-8 | Rejection | DC-4.2GHz | | 40 | | dBc |
| | | 6.75-12GHz | | 40 | | |
| 1-9 | Power | | | | | dBm |
| 1-10 | Working temperature | | -55 | | +85 | °C |
| 1-11 | Storage temperature | | -55 | | +125 | °C |
| 1-12 | Output installation method | | Surface mounted | | | |

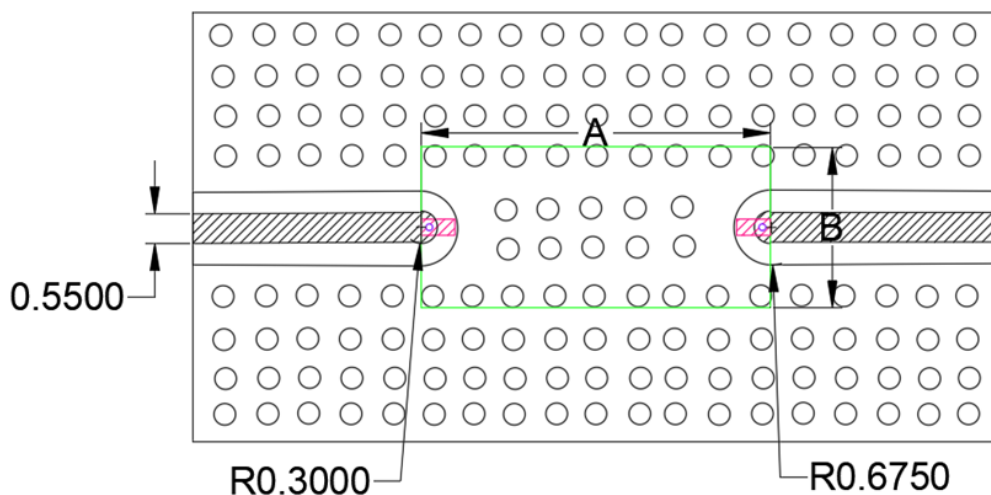
Dimensions

| | | |
|---------|--|--|
| 2-1 | Dimension | See below picture (A、B dimension tolerance: $\pm 0.1\text{mm}$) |
| Front |  | |
| Reverse |  | |
| |  | |
| 2-2 | Size | A: 8.89mm B: 5.08mm C:0.381mm H:2.5mm (the dimension unit in the drawing is mm, and the shape tolerance of A and B is $\pm 0.1\text{mm}$) |
| 2-3 | Substrate material | Alumina (Er=35) |
| 2-4 | Surface treatment | Gold plating |

Version status

| Version No. | Version date | File status |
|-------------|--------------|-------------|
| V2 | 20250623 | ✓ |

Recommended assembly drawing



Remark point:

1. Testing Substrate material is Rogers4350B($\epsilon_r=3.66$),thickness is 0.254mm
2. Make sure there is enough solder on the bottom surface of the filter and ensure good grounding.
3. The maximum temperature during assembly is 250°C.

Simulation Curve:

