

### Description

Yantel's SMD bandpass filters have the advantages of low insertion loss and return loss, small size, high rejection, good product consistency, etc. The product adopts high-precision innovative manufacturing process, suitable for mass production, competitive cost.

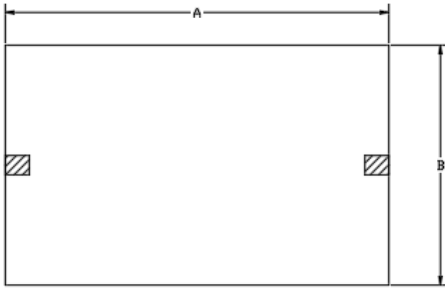


### Features

- Small size
- Low loss, High rejection
- With shielding cover
- SMD Surface mounted
- Humidity level:MSL1
- Working temperature:-55 to +85°C
- Characteristic Impedance:50Ω
- Reel/tape package
- Competitive price and suitable for large volume use

### Technical Data (Normal temperature +25°C)

No.	Parameter	Min.	Typical	Max.	Unit
1-1	Model No.	SYTFBP13R75/3R5-10ID			
1-2	Size	7.0mm*3.5mm*2.25mm			
1-3	Central Frequency $f_0$		13.75		GHz
1-4	Working Frequency	12		15.5	GHz
1-5	Central Loss		2.2		dB
1-6	Band Fluctuation		0.7	1.2	dB
1-7	Return Loss	12	15		dB
1-8	Rejection@10GHz	40	43		dBc
	Rejection@18-32GHz	40	43		
1-9	Power				dBm
1-10	Working temperature	-55		+85	°C
1-11	Storage temperature	-55		+125	°C
1-12	Output installation method	Surface mounted			

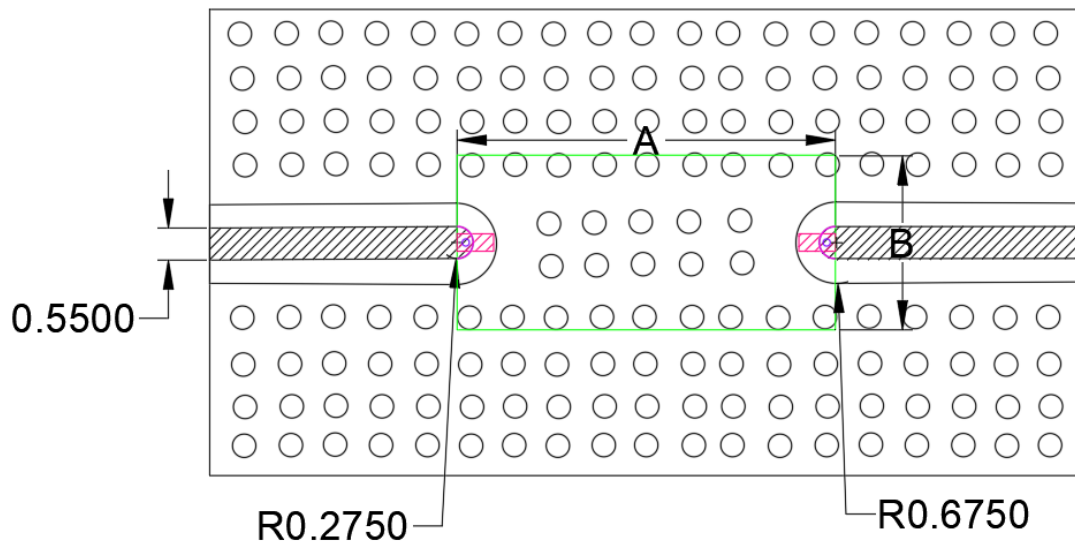
### Dimensions

2-1	Dimension	See belowed picture (A、B dimension tolerance: $\pm 0.1\text{mm}$ )
Front		
Rever		
		
2-2	Size	A:7.0mm B:3.5mm H:2.25mm (the dimension unit in the drawing is mm, and the shape tolerance of A and B is $\pm 0.1\text{mm}$ )
2-3	Substrate material	Alumina ( $\text{Er}=9.8$ )
2-4	Surface treatment	Gold plating

### Version status

Version No.	Version date	File status
V1	20260416	✓

### Recommended assembly drawing



### Remark point:

1. Testing Substrate material is Rogers4350B(Er=3.66),thickness is 0.254mm
2. Make sure there is enough solder on the bottom surface of the filter and ensure good grounding.
3. The maximum temperature during assembly is 250°C.

### Test Curve:

