

### Description

Yantel's surface mounted bandpass filters have the advantages of low insertion loss and return loss, small size, high rejection, good product consistency, etc. The product adopts high-precision thick film manufacturing process, suitable for mass production, competitive cost, and has obvious cost advantages compared with thin film filters.

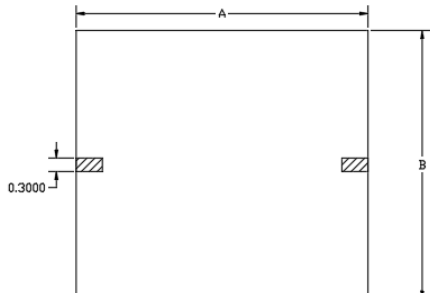
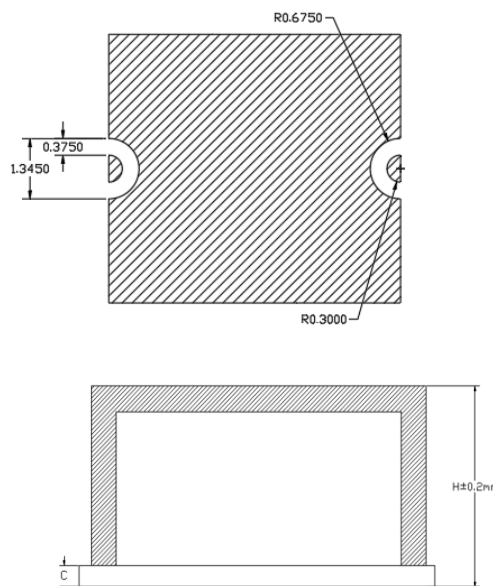
### Features

- Small size
- Low loss, High rejection
- With shielding cover
- SMD Surface mounted
- Humidity level: MSL1
- Working temperature: -55 to +85°C
- Characteristic Impedance: 50Ω
- Tape package
- Competitive price and suitable for large volume use

### Technical Data (Normal temperature +25°C)

No.	Parameter		Min.	Typical	Max.	Unit
1-1	Model No.		SYTFBP16/R6-2			
1-2	Size		10mm*4mm*2.25mm			
1-3	Central Frequency $f_0$			16		GHz
1-4	Working Frequency		15.7		16.3	GHz
1-5	Central Loss			3.5	4.0	dB
1-6	Band fluctuation			0.6	1.0	dB
1-7	Return Loss		12	15		dB
1-8	Rejection	2-4.5GHz	60	65		dBc
		11-14.3GHz	65	70		
		17.5-24.5GHz		60		
1-9	Power					dBm
1-10	Working temperature		-55		+85	°C
1-11	Storage temperature		-55		+125	°C
1-12	Output installation method		Surface mounted			

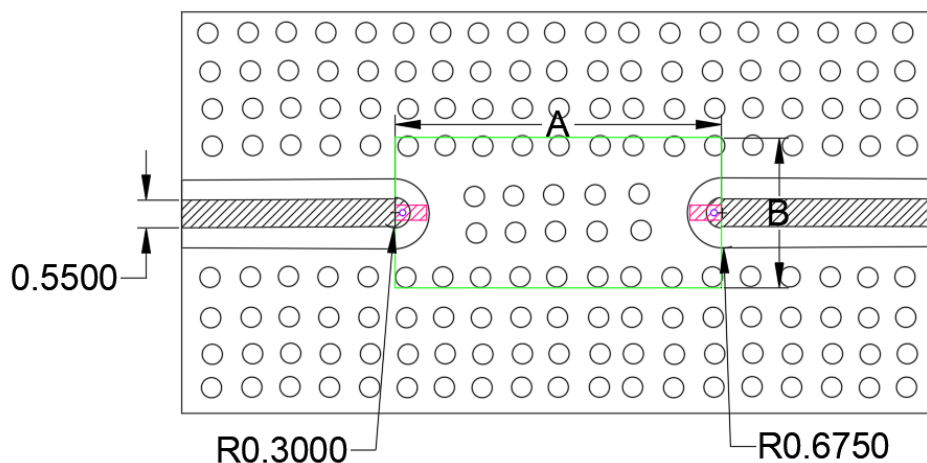
## Dimensions

2-1	Dimension	See belowed picture (A、B dimension tolerance: $\pm 0.1\text{mm}$ )
Front		
Revers		
2-2	Size	A: 10.0mm B: 4.0mm C:0.254mm H:2.25mm (the dimension unit in the drawing is mm, and the shape tolerance of A and B is $\pm 0.1\text{mm}$ )
2-3	Substrate material	Alumina ( $\text{Er}=9.8$ )
2-4	Surface treatment	Gold plating

## Version status

Version No.	Version date	File status
V1	20250427	✓

### Recommended assembly drawing



### Remark point:

1. Testing Substrate material is Rogers4350B( $\epsilon_r=3.66$ ), thickness is 0.254mm
2. Make sure there is enough solder on the bottom surface of the filter and ensure good grounding.
3. The maximum temperature during assembly is 250°C.

### Simulation Curve:

