

Description

Yantel's surface mounted bandpass filters have the advantages of low insertion loss and return loss, small size, high rejection, good product consistency, etc. The product adopts high-precision innovative manufacturing process, suitable for mass production, competitive cost, and has obvious cost advantages compared with thin film filters.


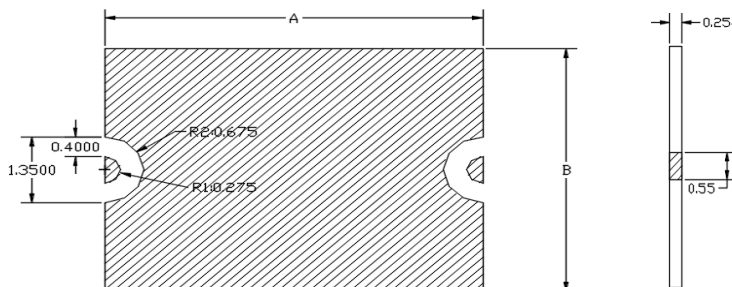
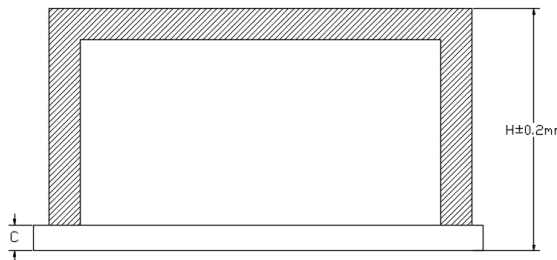
Features

- Small size
- Low loss, High rejection
- With shielding cover
- SMD Surface mounted
- Humidity level: MSL1
- Working temperature: -55 to +85°C
- Characteristic Impedance: 50Ω
- Tape package
- Competitive price and suitable for large volume use

Technical Data (Normal temperature +25°C)

No.	Parameter	Min.	Typical	Max.	Unit
1-1	Model No.	SYTFBP1718			
1-2	Size	8.1mm*3.6mm*2.75mm			
1-3	Central Frequency f_0		16.7		GHz
1-4	Working Frequency	17.8		18.4	GHz
1-5	Central Loss		1.8	2.0	dB
1-6	Band fluctuation		0.7	1.0	dB
1-7	Return Loss	12	15		dB
1-8	Rejection	@8-12GHz	60		dBc
		@25-28GHz	60		
1-9	Power			33	dBm
1-10	Working temperature	-55		+85	°C
1-11	Storage temperature	-55		+125	°C
1-12	Output installation method	Surface mounted			

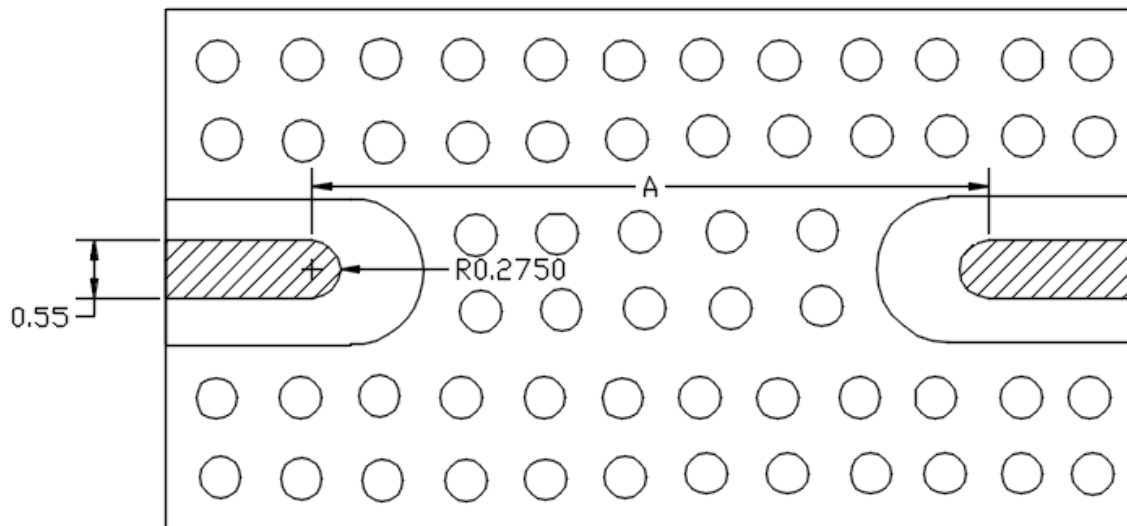
Dimensions

2-1	Dimension	See belowed picture (A、B dimension tolerance: $\pm 0.1\text{mm}$)
<div> <div>Front</div>  </div> <div> <div>Revers</div>  </div> <div>  </div>		
2-2	Size	A: 8.1mm B: 3.6mm C: 0.254mm H:2.75mm (the dimension unit in the drawing is mm, and the shape tolerance of A and B is $\pm 0.1\text{mm}$)
2-3	Substrate material	Alumina (Er=9.8)
2-4	Surface treatment	Gold plating

Version status

Version No.	Version date	File status
V3	20250717	✓

Recommended assembly drawing



Remark point:

1. Testing Substrate material is Rogers4350B($\epsilon_r=3.66$), thickness is 0.254mm
2. Make sure there is enough solder on the bottom surface of the filter and ensure good grounding.
3. The maximum temperature during assembly is 250°C.

Simulation Curve:

