

### Description

Yantel's surface mounted bandpass filters have the advantages of low insertion loss and return loss, small size, high rejection, good product consistency, etc. The product adopts high-precision thick film manufacturing process, suitable for mass production, competitive cost, and has obvious cost advantages compared with thin film filters.

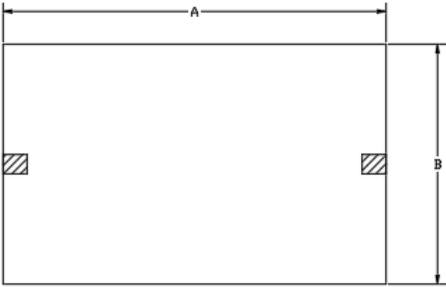

### Features

- Small size
- Low loss, High rejection
- With shielding cover
- SMD Surface mounted
- Humidity level: MSL1
- Working temperature: -55 to +85°C
- Characteristic Impedance: 50Ω
- Tape package
- Competitive price and suitable for large volume use

### Technical Data (Normal temperature +25°C)

No.	Parameter	Min.	Typical	Max.	Unit
1-1	Model No.	SYTFBP6R05/R7-8JA			
1-2	Size	7.5mm*6.5mm*2.75mm			
1-3	Central Frequency $f_0$		6.05		GHz
1-4	Working Frequency	5.7		6.4	GHz
1-5	Central Loss		2.0		dB
1-6	Band fluctuation		0.7	1.0	dB
1-7	Return Loss	12	15		dB
1-8	Rejection	@4.9GHz	30	35	dBc
		@7.5GHz	30	35	dBc
1-9	Power				dBm
1-10	Working temperature	-55		+85	°C
1-11	Storage temperature	-55		+125	°C
1-12	Output installation method	Surface mounted			

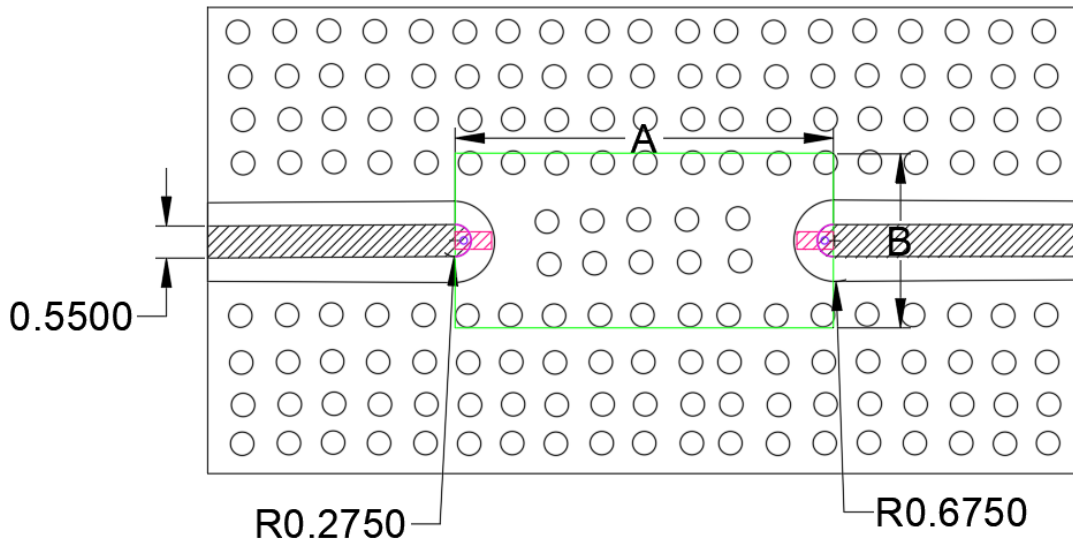
### Dimensions

2-1	Dimension	See below picture (A、B dimension tolerance: $\pm 0.1\text{mm}$ )
Front		
Reverse		
2-2	Size	A: 7.5mm    B: 6.5mm    H: 2.75mm (the dimension unit in the drawing is mm, and the shape tolerance of A and B is $\pm 0.1\text{mm}$ )
2-3	Substrate material	Alumina (Er=9.8)
2-4	Surface treatment	Gold plating

### Version status

Version No.	Version date	File status
V1	20250402	✓

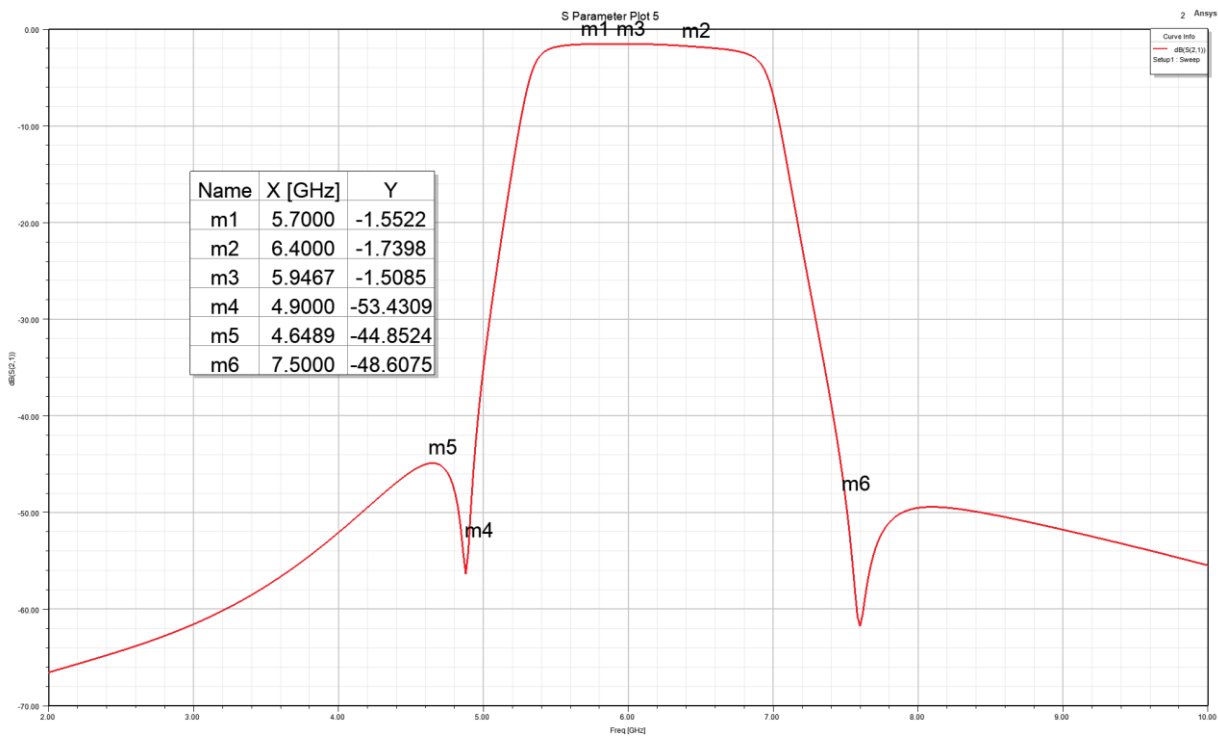
### Recommended assembly drawing



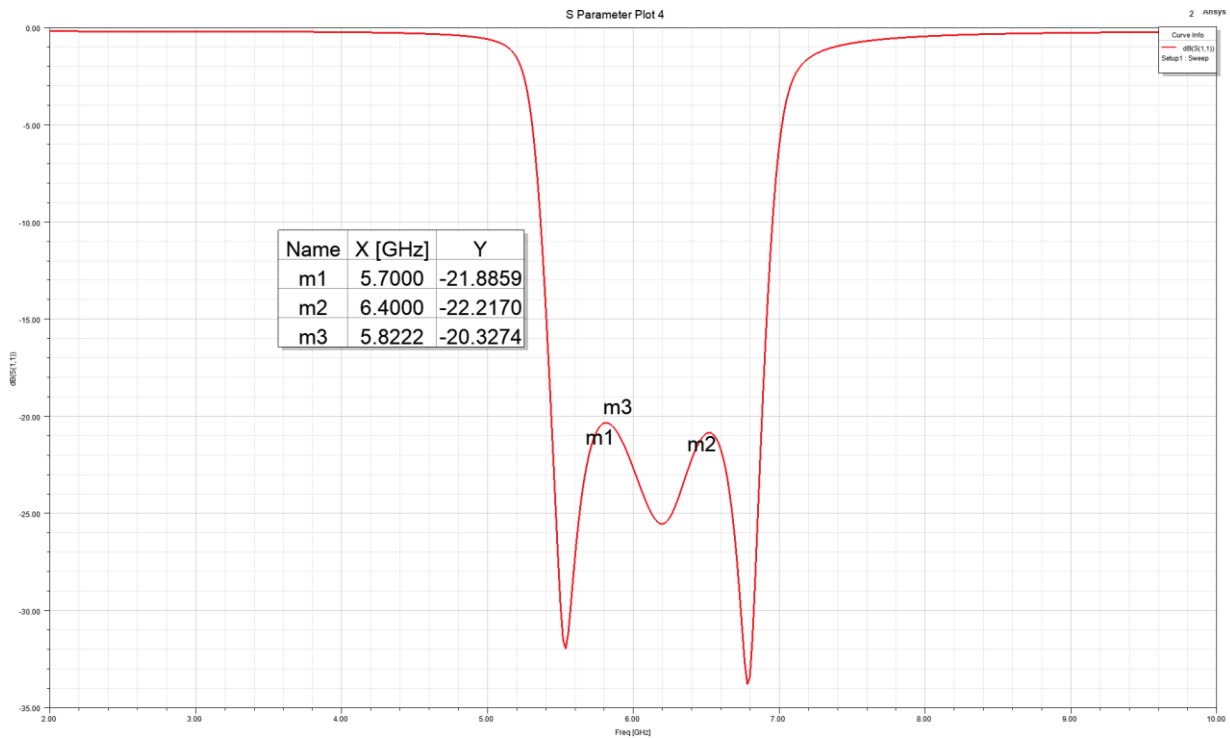
### Remark point:

1. Testing Substrate material is Rogers4350B(Er=3.66),thickness is 0.254mm
2. Make sure there is enough solder on the bottom surface of the filter and ensure good grounding.
3. The maximum temperature during assembly is 250°C.

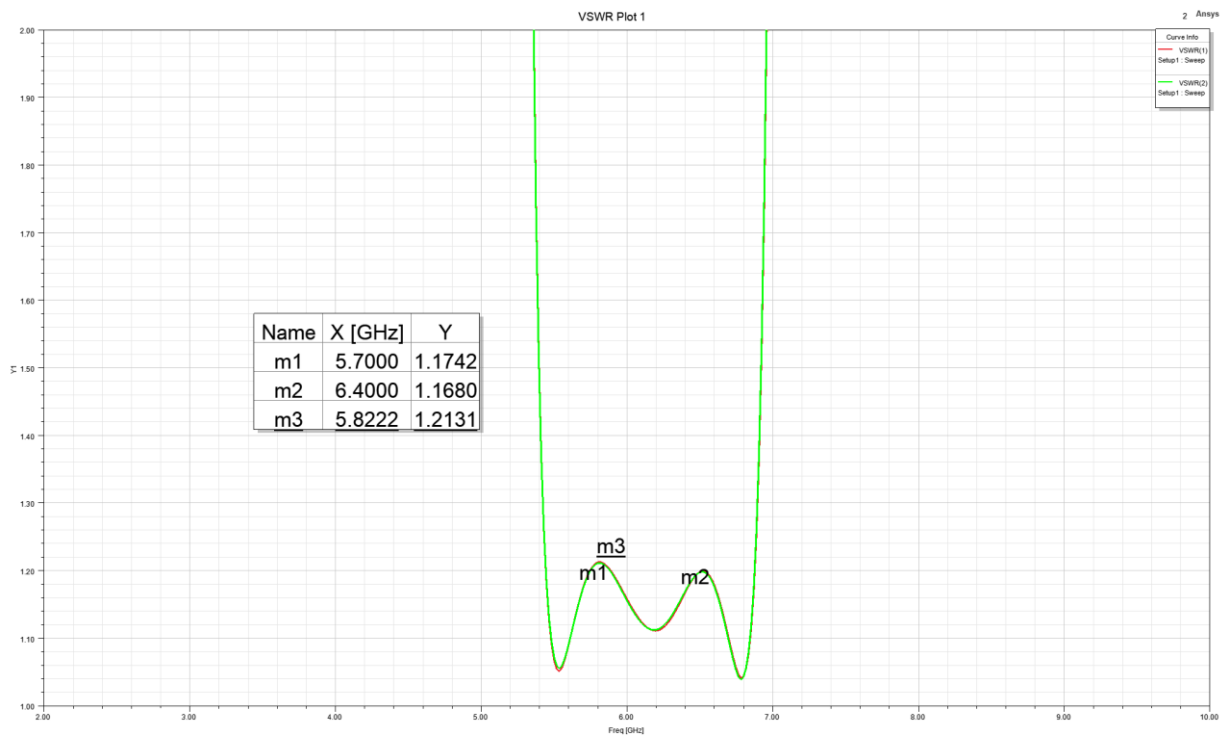
### Simulation Curve:



Insertion Loss-S21



Return Loss -S11



VSWR