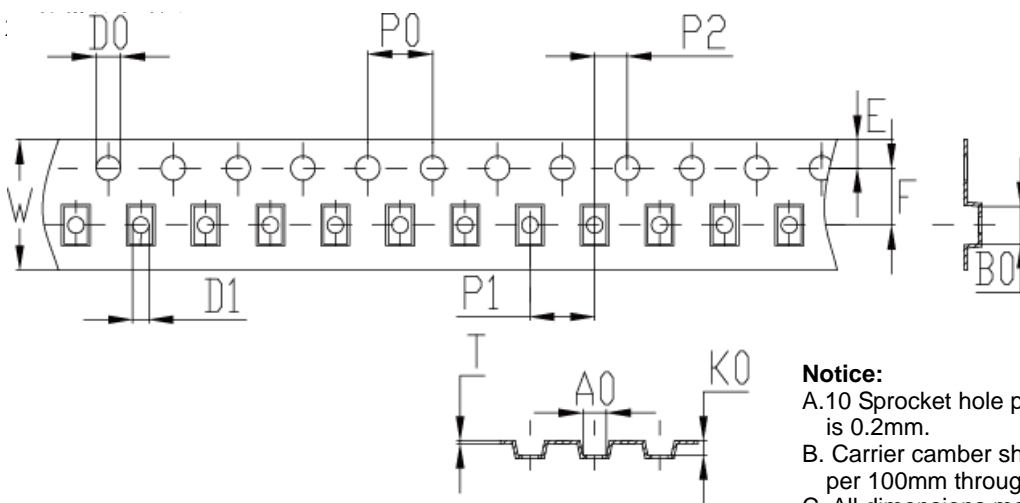
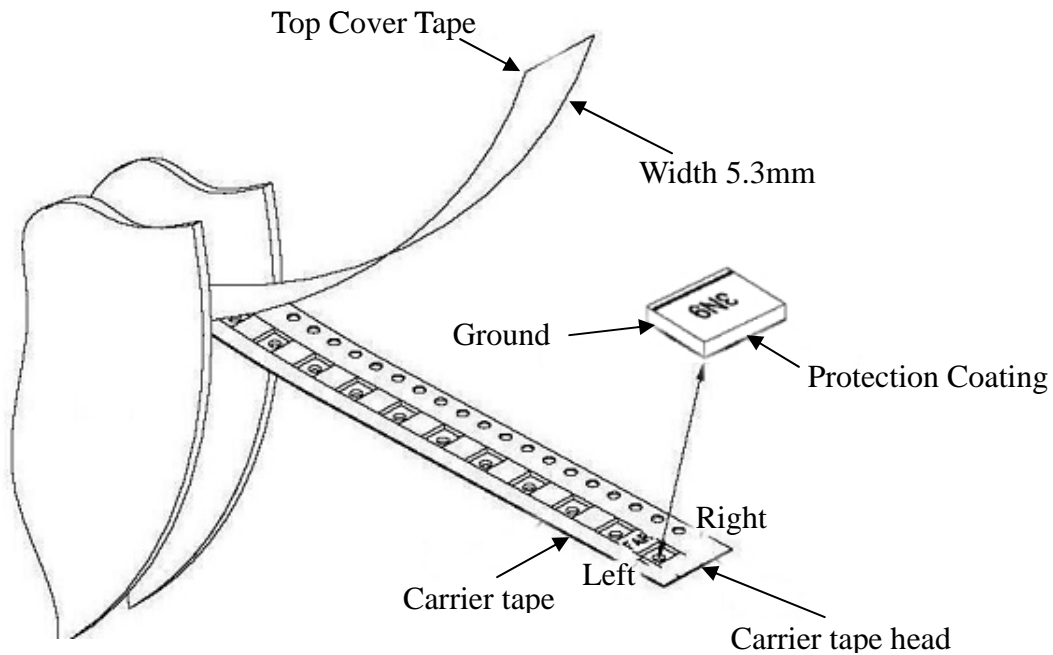


Packaging Specification for STCA Series

1 Tape packaging shown as follows:



Notice:

- A.10 Sprocket hole pitch cumulative tolerance is 0.2mm.
- B. Carrier camber shall be not more than 1mm per 100mm through a length of 250mm.
- C. All dimensions meet EIA-418-B requirements.
- D. A0 & B0 measured as indicated.
- E. K0 measured from a place on the inside bottom of the pocket to top surface of carrier.
- F. Material: PE 100
- G. Thickness: 0.20±0.05mm

Symbol	A0	B0	K0	P0	P1	P2
Dimensions(mm)	1.45±0.10	2.30±0.10	0.90±0.10	4.00±0.10	4.0±0.10	2.00±0.10
Symbol	W	T	E	F	D0	D1
Dimensions(mm)	8.00±0.1	0.20±0.05	1.75±0.10	3.5±0.10	1.5^{+0.10}_{-0.00}	1.00^{+0.10}_{-0.00}

Figure 1 Carrier tape

3 Reel specification shown in Fig 2

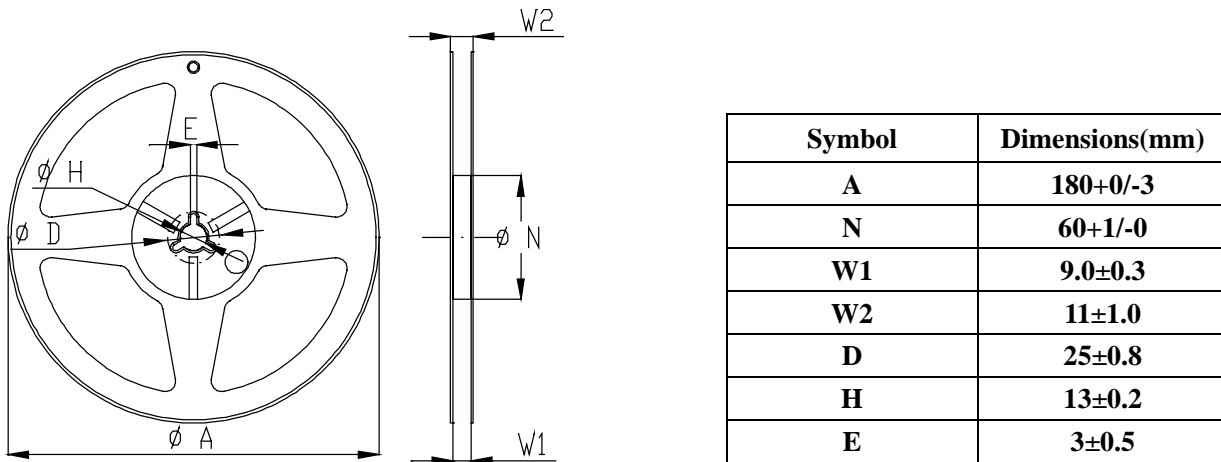


Figure 2 Reel

4 Reference part quantity for each reel is 3000pcs, 50 empty cavities from carrier tape head, and 50 cavities empty from carrier tape end. Heat seal begins from carrier tape head covering until 50 unfilled cavities after the last part. (Refer to Fig 3)

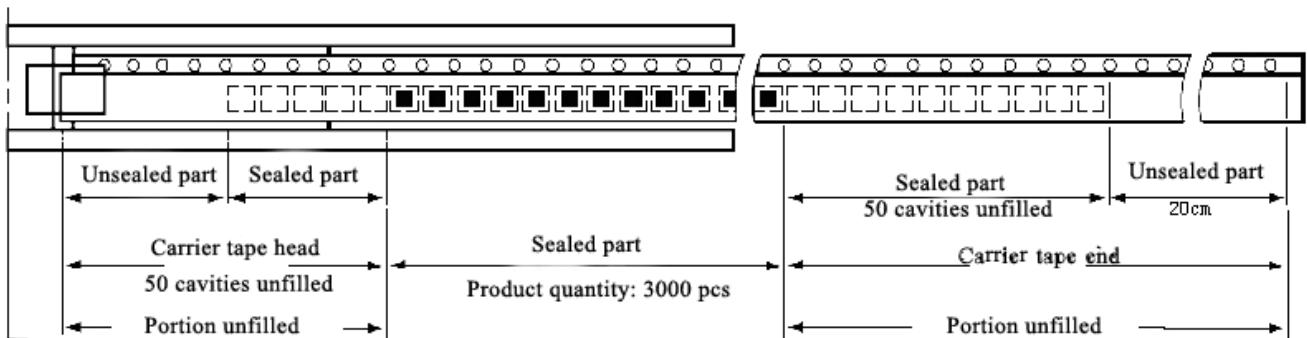


Figure 3 STCA Carrier Tape Package