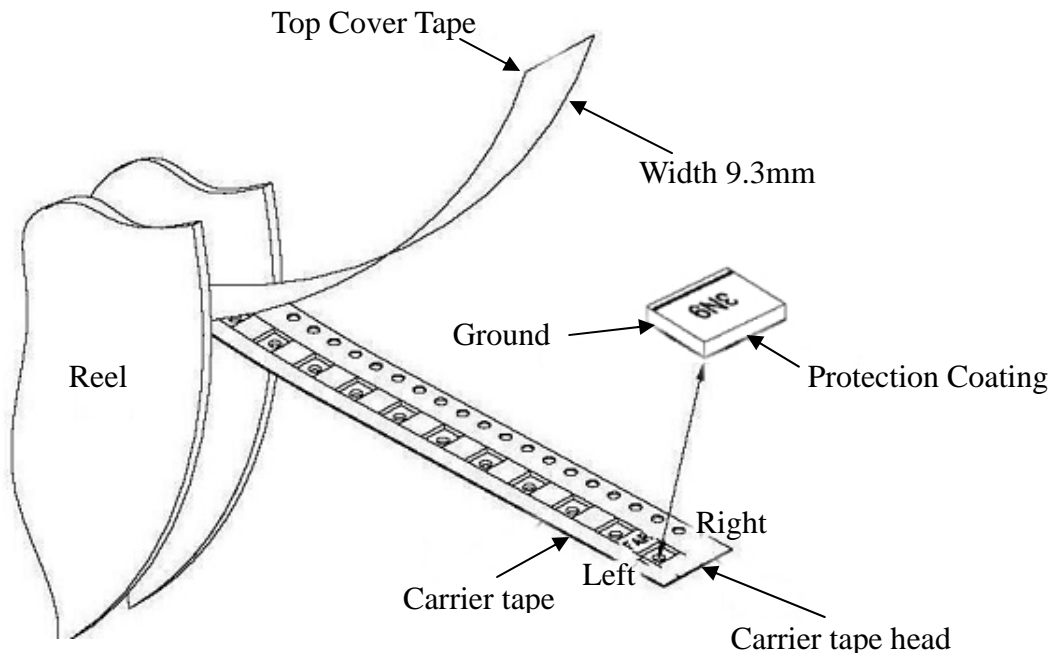
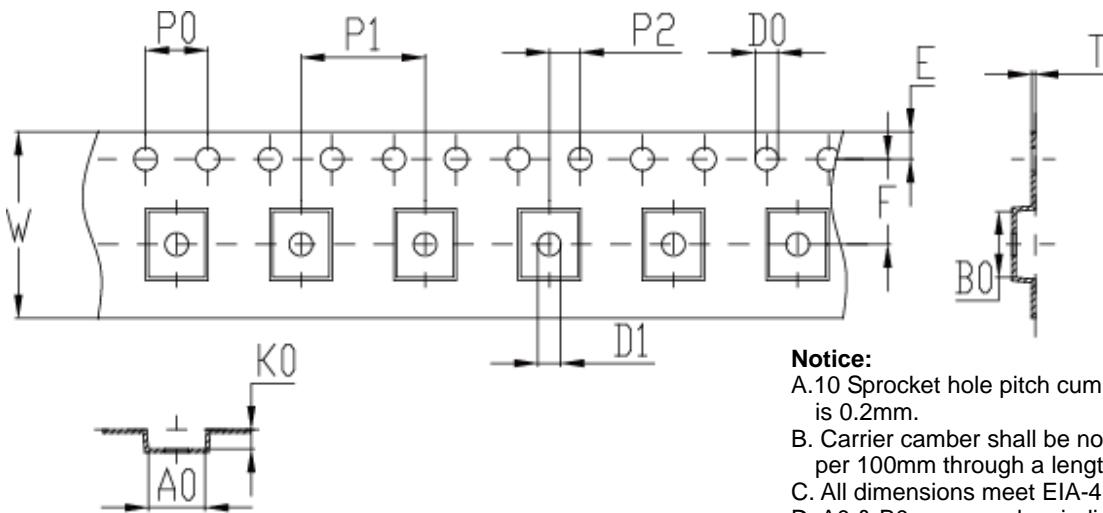


# Packaging Specification for TCA Series

1 Tape packaging shown as follows:



2 Tape specifications are shown in Fig 1.



**Notice:**

- A. 10 Sprocket hole pitch cumulative tolerance is 0.2mm.
- B. Carrier camber shall be not more than 1mm per 100mm through a length of 250mm.
- C. All dimensions meet EIA-418-B requirements.
- D. A0 & B0 measured as indicated.
- E. K0 measured from a place on the inside bottom of the pocket to top surface of carrier.
- F. Material: PE 100
- G. Thickness: 0.23±0.05mm

Symbol	A0	B0	K0	P0	P1	P2
Dimensions(mm)	3.65±0.1	4.25±0.1	1.25±0.1	4.0±0.1	8.0±0.1	2.0±0.1
Symbol	W	T	E	F	D0	D1
Dimensions(mm)	12.0±0.3	0.23±0.05	1.75±0.1	5.5±0.1	Φ1.5 <sup>+0.10</sup> <sub>-0</sub>	Φ1.5min

Fig 1 Carrier tape

3 Reel specification shown in Fig 2

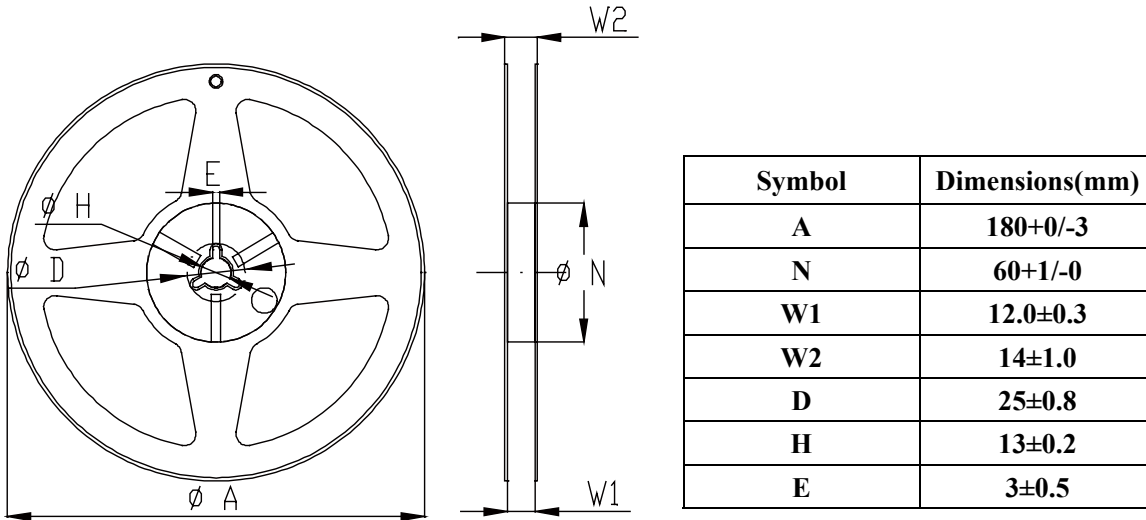


Fig 2 Reel

4 Reference part quantity for each reel is 1000pcs, 25 empty cavities from carrier tape head, and 25 cavities empty from carrier tape end. Heat seal begins from carrier tape head covering until 25 unfilled cavities after the last part. (Refer to Fig 3)

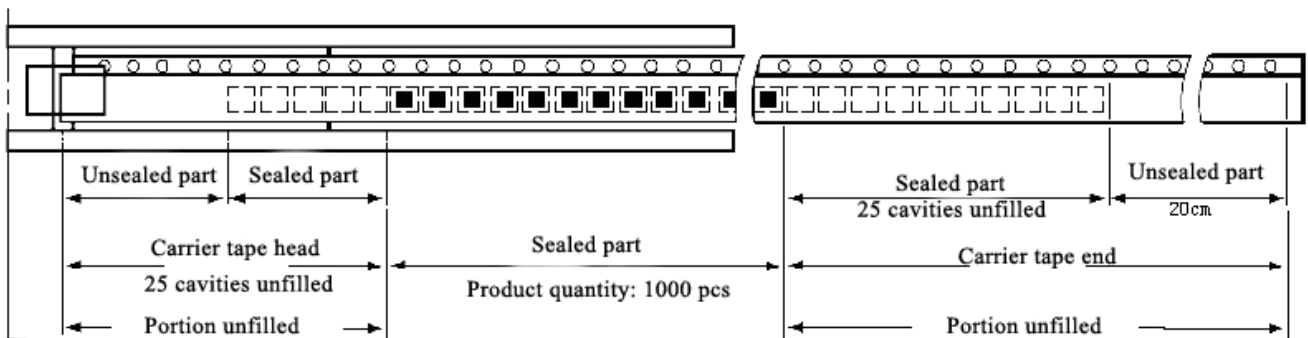


Figure 3 TCA Carrier Tape Package